

# Western Slope CSFP Meeting

Tracie Rainey, Executive Director  
Colorado School Finance Committee  
April 15, 2021

# Colorado School Finance Project

- Non-profit, non-partisan- Supported by school district contributions- School finance analysis for local and state policy makers since 1995- Governed by a board comprised of national and state experts on school finance
- **Our Mission:** *To compile, collect and distribute research-based, non-partisan information and data on topics related to school finance for state and local policymakers.*

# Colorado School Finance Project

## HOW WE DO IT

- Monthly advisory zoom meetings 130+ attendees – governor's office – JBC and CDE presenters as examples- *email if you'd like to be added to invite list*
- Email updates
- Website: <https://cosfp.org/>
- Twitter: @cosfp



# Welcome

*Founded in 1995, the Colorado School Finance Project (CSFP) is a non-profit whose mission is to compile, collect, and distribute research-based, non-partisan information and data on topics related to school finance for state and local policymakers.*

[Budget Stabilization Factor Chart 2008-2021: Reflects passage of SB21-053, supplemental](#)

**Public Education Study Group materials 3.26.2021**


- [A Look at Colorado Schools: Then and Now](#)
- [Timeline of Colorado's School Finance & Education Reform 2019-20 thru 1982](#)
- [Timeline of Facts and Figures for Colorado Schools](#)



[2020-21 Budget Stabilization Factor by School District](#)


# Today's Topics

- Who does Colorado want to be?
- Legislative process so far
- Budget Forecast
- Stimulus dollars
- Mill levy changes
- Supplemental Process this year
- Budget Stabilization Factor
- Student Count



# Who Does Colorado Want to Be?

- As states work to modernize their school finance formulas, they often pick a set of comparison states, or even countries, to benchmark themselves against
  - Arkansas compared against the Southern Regional Education Board states and Massachusetts
  - Maryland looked at successful countries such as Finland and Singapore along with states like Massachusetts
- When looking at comparisons, both the structure of the systems and the levels of funding can be examined



## **SB21-205- Long Bill – Senate version**

- \$480.3M Reduction to BS Factor
- \$380M to PERA
- \$100M to State Education Fund
- \$100M to BEST
- \$10M for special education
- \$2M for bullying prevention
- \$2M for school-based health clinics
- \$1.9M National Lunch Program



# Budget Forecast

- The economic outlook has improved. Goal to payback B/S factor to \$572 million part of plan

## Inflation increasing

- 2.7% CPI in 2021
- 2.5% CPI in 2022
- 2.2% CPI in 2023



# COVID-19 Relief Dollars

COVID dollars to the state  
CARES

ESSER I, II, III

GEER

RISE

[Link to our document](#)

- *Nutrition relief extended*

## Mill Levy Changes

These are the mill levies for Total Program

The goal of the 1994 Act was every district at 40 mills. At that time most districts were between 38 and 40 mills.

HB20-1418 Objective to get everyone back to 27 mills or where they were when they 'de-bruced' or locally funded

## Mill Levy Changes – cont.

- HB20-1418: cont.
- Will provide a credit to taxpayers
- Correcting the incorrect interpretation of the law from CDE
- There is an interrogatory being heard by Supreme Court on April 20th

# History of “De-brucing”

| <u>District</u> | <u>School Year</u> | <u>Average</u> | <u>Range</u>  |
|-----------------|--------------------|----------------|---------------|
| 6               | 1995-96            | 39.31          | 40.08-36.347  |
| 46              | 1996-97            | 35.908         | 40.08-6.651   |
| 50              | 1997-98            | 33.006         | 40.08-9.178   |
| 32              | 1998-99            | 29.274         | 38.734-7.018  |
| 17              | 1999-2000          | 31.016         | 39.096-23.149 |
| 10              | 2000-01            | 26.482         | 31.667-12.97  |
| 6               | 2001-02            | 22.967         | 28.321-5.886  |
| 2               | 2002-03            | 28.729         | 29.183-28.274 |
| 3               | 2003-04            | 29.4222        | 31.385-26.514 |
| 1               | 2005-06            | 21.419         | 21.419        |
| 1               | 2006-07            | 29.778         | 29.778        |
| 2               | 2020-21            | 19.736         | 20.715-18.756 |

## Supplemental Process 2019-20

- The legislature tried to ensure that districts didn't have a decrease in funding of more than 3%
- This was an adjustment for overall enrollment and at-risk
- This also adjusted the B/S factor

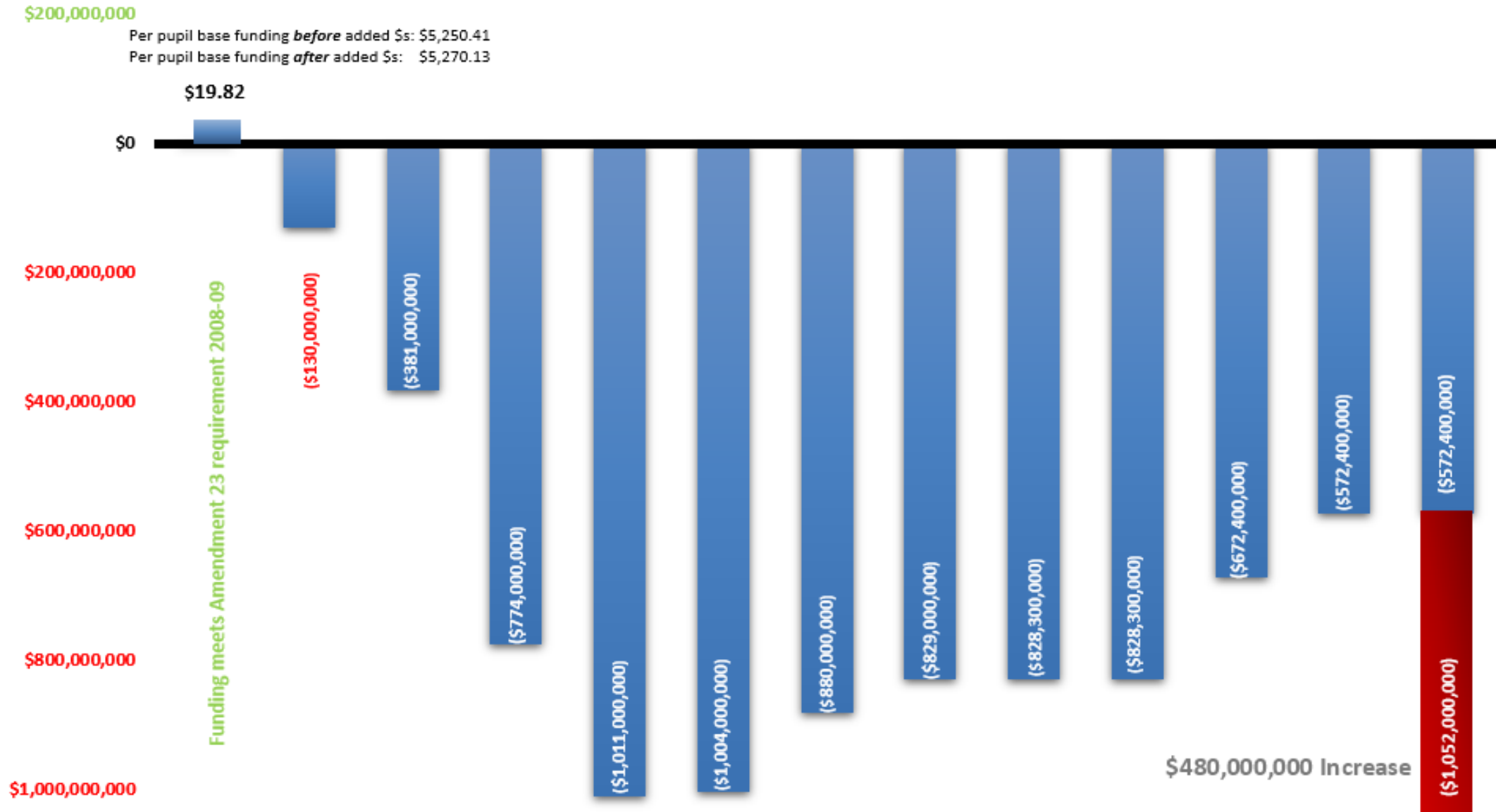
**Appendix B  
COVID-19 Mitigation Funding  
FY 2020-21 with SB 21-053**

*(Funding is in addition to formula funding)*

| County      | District           | First Adjustment                                                          | Second Adjustment                                          | Total COVID-19     |
|-------------|--------------------|---------------------------------------------------------------------------|------------------------------------------------------------|--------------------|
|             |                    | <i>Protects against impacts to at-risk, local share, and pupil counts</i> | <i>Ensures no district's funding falls by more than 2%</i> | Mitigation Funding |
| ADAMS       | MAPLETON           | \$ -                                                                      | \$ -                                                       | \$ -               |
| ADAMS       | ADAMS 12 FIVE STAR | \$ -                                                                      | \$ -                                                       | \$ -               |
| ADAMS       | COMMERCE CITY      | \$ 2,115,786                                                              | \$ -                                                       | \$ 2,115,786       |
| ADAMS       | BRIGHTON           | \$ -                                                                      | \$ -                                                       | \$ -               |
| ADAMS       | BENNETT            | \$ -                                                                      | \$ -                                                       | \$ -               |
| ADAMS       | STRASBURG          | \$ -                                                                      | \$ -                                                       | \$ -               |
| ADAMS       | WESTMINSTER        | \$ 3,016,376                                                              | \$ -                                                       | \$ 3,016,376       |
| ALAMOSA     | ALAMOSA            | \$ -                                                                      | \$ -                                                       | \$ -               |
| ALAMOSA     | SANGRE DE CRISTO   | \$ -                                                                      | \$ -                                                       | \$ -               |
| ARAPAHOE    | ENGLEWOOD          | \$ -                                                                      | \$ 4,302                                                   | \$ 4,302           |
| ARAPAHOE    | SHERIDAN           | \$ 763,406                                                                | \$ -                                                       | \$ 763,406         |
| ARAPAHOE    | CHERRY CREEK       | \$ -                                                                      | \$ -                                                       | \$ -               |
| ARAPAHOE    | LITTLETON          | \$ -                                                                      | \$ -                                                       | \$ -               |
| ARAPAHOE    | DEER TRAIL         | \$ -                                                                      | \$ 41,981                                                  | \$ 41,981          |
| ARAPAHOE    | AURORA             | \$ 4,726,652                                                              | \$ -                                                       | \$ 4,726,652       |
| ARAPAHOE    | BYERS              | \$ -                                                                      | \$ -                                                       | \$ -               |
| ARCHULETA   | ARCHULETA          | \$ -                                                                      | \$ 62,452                                                  | \$ 62,452          |
| BACA        | WALSH              | \$ -                                                                      | \$ -                                                       | \$ -               |
| BACA        | PRITCHETT          | \$ 9,818                                                                  | \$ -                                                       | \$ 9,818           |
| BACA        | SPRINGFIELD        | \$ -                                                                      | \$ -                                                       | \$ -               |
| BACA        | VILAS              | \$ -                                                                      | \$ -                                                       | \$ -               |
| BACA        | CAMPO              | \$ -                                                                      | \$ -                                                       | \$ -               |
| BENT        | LAS ANIMAS         | \$ -                                                                      | \$ 632,478                                                 | \$ 632,478         |
| BENT        | MCCLAVE            | \$ -                                                                      | \$ -                                                       | \$ -               |
| BOULDER     | ST VRAIN           | \$ -                                                                      | \$ -                                                       | \$ -               |
| BOULDER     | BOULDER            | \$ -                                                                      | \$ -                                                       | \$ -               |
| CHAFFEE     | BUENA VISTA        | \$ -                                                                      | \$ 68,636                                                  | \$ 68,636          |
| CHAFFEE     | SALIDA             | \$ -                                                                      | \$ -                                                       | \$ -               |
| CHEYENNE    | KIT CARSON         | \$ -                                                                      | \$ -                                                       | \$ -               |
| CHEYENNE    | CHEYENNE           | \$ -                                                                      | \$ 14,097                                                  | \$ 14,097          |
| CLEAR CREEK | CLEAR CREEK        | \$ -                                                                      | \$ -                                                       | \$ -               |
| CONEJOS     | NORTH CONEJOS      | \$ -                                                                      | \$ 101,054                                                 | \$ 101,054         |
| CONEJOS     | SANFORD            | \$ -                                                                      | \$ -                                                       | \$ -               |
| CONEJOS     | SOUTH CONEJOS      | \$ -                                                                      | \$ -                                                       | \$ -               |
| COSTILLA    | CENTENNIAL         | \$ -                                                                      | \$ -                                                       | \$ -               |
| COSTILLA    | SIERRA GRANDE      | \$ -                                                                      | \$ -                                                       | \$ -               |
| CROWLEY     | CROWLEY            | \$ 14,309                                                                 | \$ 361                                                     | \$ 14,669          |
| CUSTER      | WESTCLIFFE         | \$ -                                                                      | \$ 107,259                                                 | \$ 107,259         |
| DELTA       | DELTA              | \$ -                                                                      | \$ -                                                       | \$ -               |

[Link to SB21-053 Fiscal Note](#)

2008-2021 Budget Stabilization Factor: Reflects passage of SB21-053, supplemental



# Student Count – Drives Resources

| STUDENT COUNT             | DATE OF COUNT | FUNDING FORMULA                                    | CATEGORICAL          |
|---------------------------|---------------|----------------------------------------------------|----------------------|
| Total Enrollment          | October Count | Funded Pupil Count basis for total program funding |                      |
| At-Risk                   | October Count | Free Lunch count used for Total Program Funding    |                      |
| English Language Learners | October Count | Used for a small piece of At-Risk Funding          | Basis for EL funding |



# Student Count – Drives Resources

| STUDENT COUNT     | DATE OF COUNT  | FUNDING FORMULA            | CATEGORICAL                 |
|-------------------|----------------|----------------------------|-----------------------------|
| Kindergarten      | October Count  | Part of Funded Pupil Count |                             |
| Prekindergarten   | October Count  | Used for CPP funding       |                             |
| Special Education | December Count |                            | Basis for Special Education |

# What is the current problem?

- Is this a short-term problem?
  - Likely this is pandemic related
  - Should it be a reason to change methodology
- Changing the count approach
  - Costly to state and districts
  - Reduces funding unless there is increase in formula funding
- Considerations
  - What would new audit process look like
  - What would the “true up” process look like
  - issues, can create true up issues

# QUESTIONS

**Tracie Rainey**

[T.Rainey@cosfp.org](mailto:T.Rainey@cosfp.org)

303-860-9136

**Stay connected**

<https://cosfp.org/>

@COSFP

Colorado School Finance Project - Facebook