

K-12 Enrollment Forecast



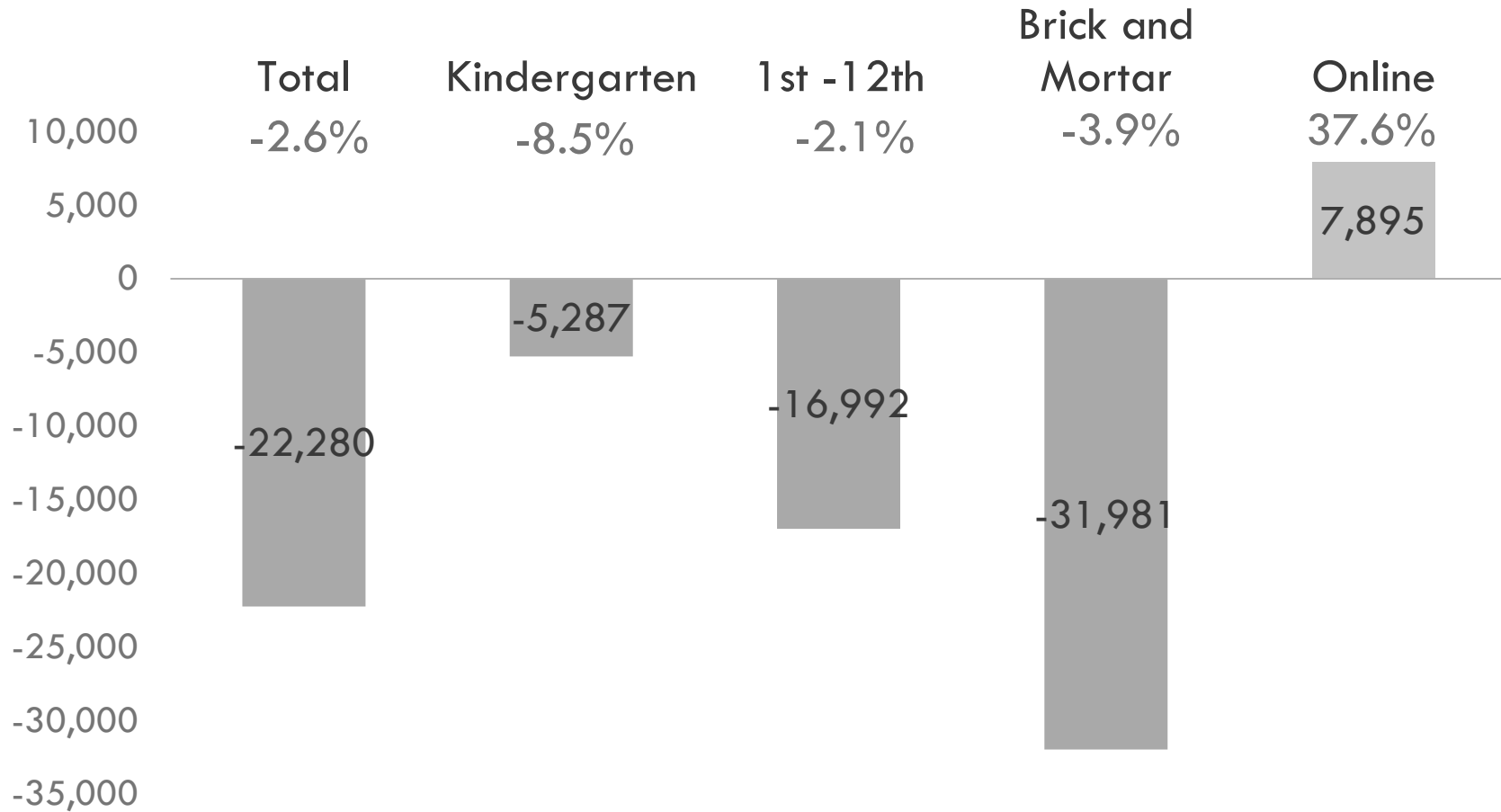
K-12 Public School Enrollment

Full-Time Equivalent (FTE) Students

Region	Actual 2020-21	Percent Change
Metro Denver	479,633	-2.9%
Northern	89,704	-2.2%
Colorado Springs	122,299	-1.3%
Pueblo	32,172	-3.5%
Eastern Plains	26,430	-1.7%
San Luis Valley	7,121	-4.0%
Mountain	24,305	-4.6%
Southwest Mountain	14,583	7.6%
Western	49,671	-4.3%
Statewide Total	845,916	-2.6%

**Total Decline in
 Enrollment in 2020-21:
 22,280 FTE**

2020-21 School Year Change in Enrollment



Source: Colorado Department of Education October Count.

Enrollment Forecast Assumptions

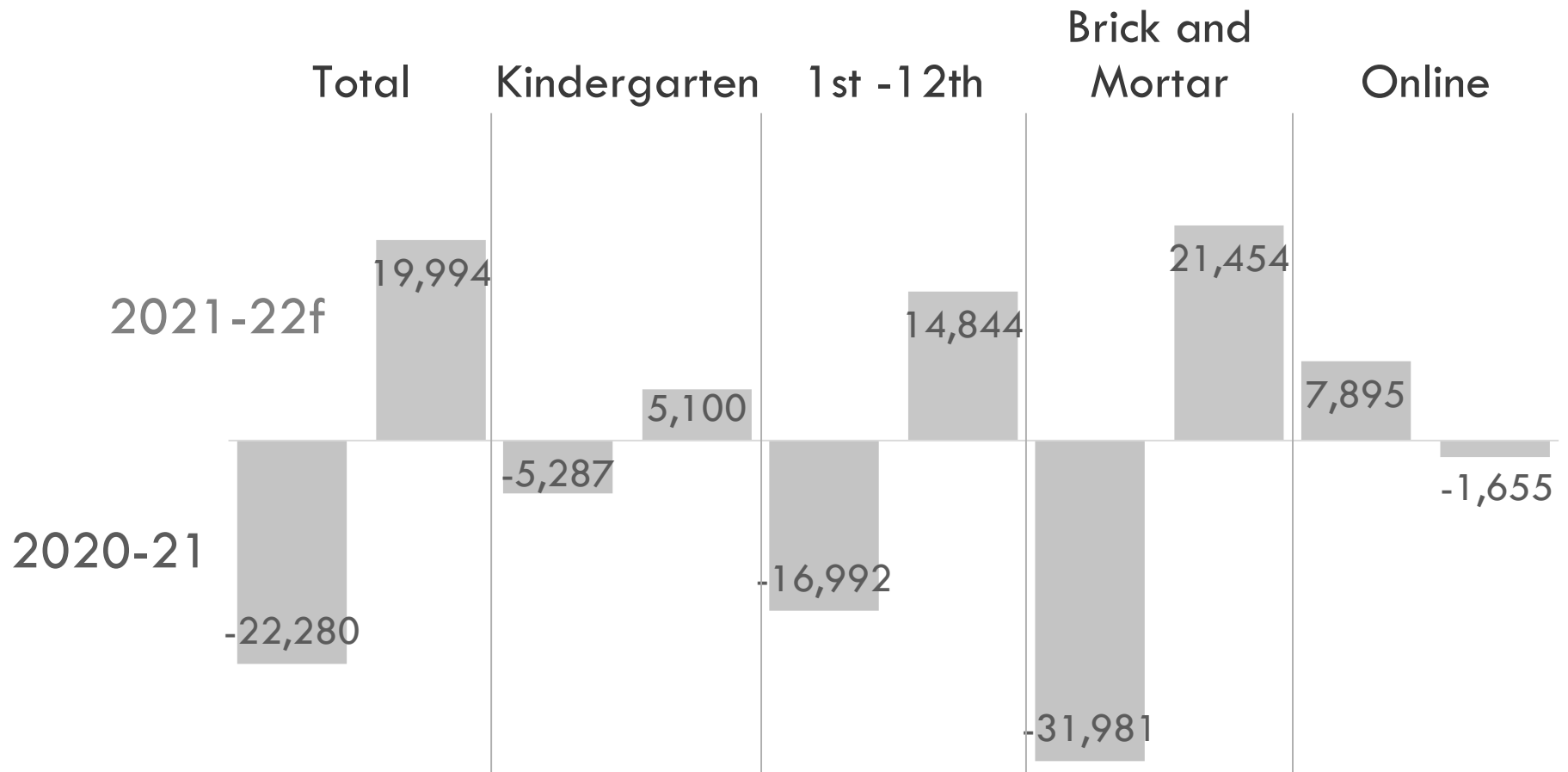
- Students not enrolled in public school this year were either:
 - Homeschooled
 - In learning-pods
 - In private school
 - Held back (mostly for kindergarten)
- Most school districts will return to in-person learning for the 2021-22 school year
- Most students will return to their prior school districts next year
- Longer-term pressures on enrollment remain (lower birth rates, housing affordability issues, slowing net in-migration)

K-12 Public School Enrollment

Full-Time Equivalent (FTE) Students

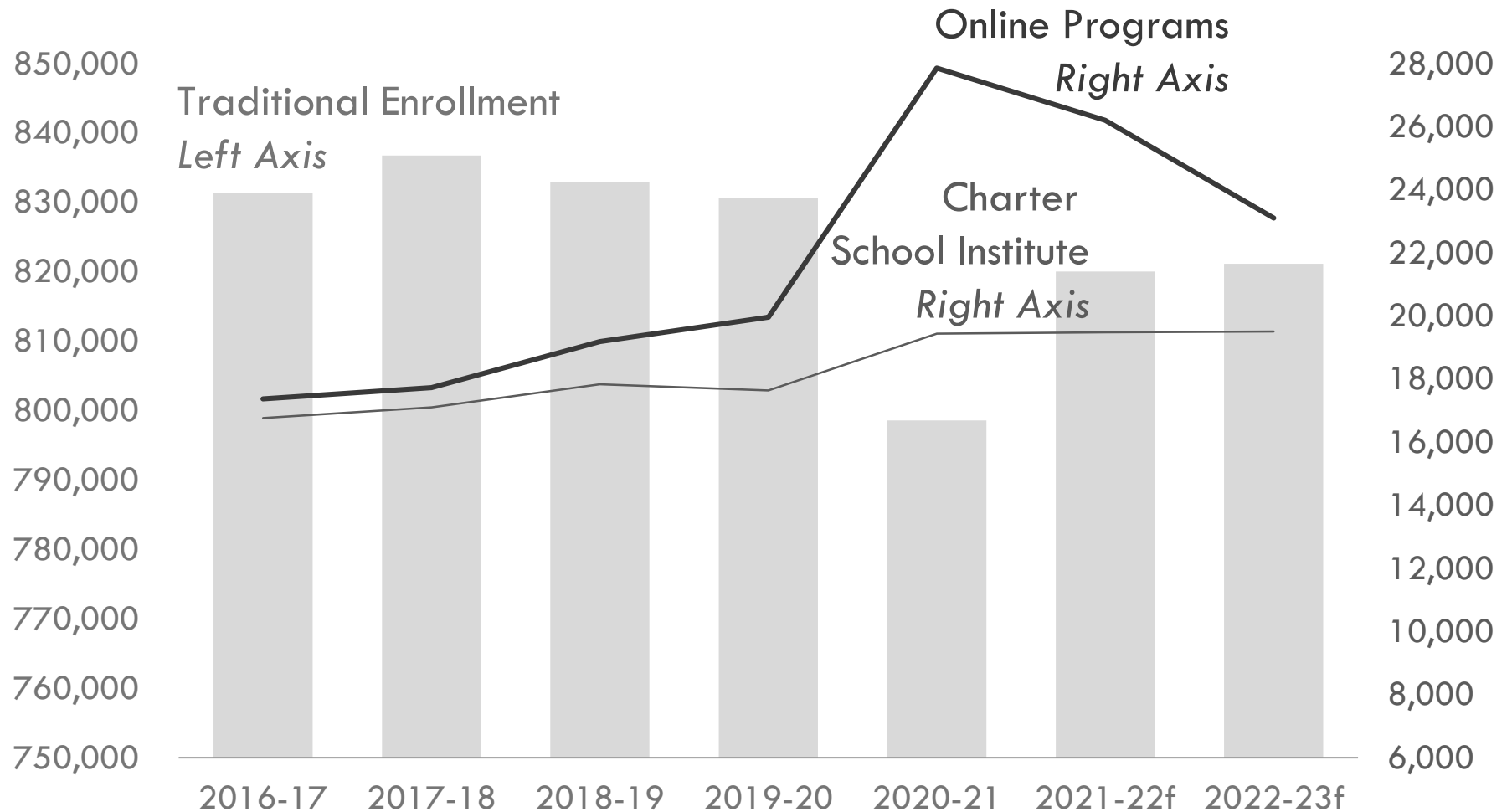
Region	Actual 2020-21	Percent Change	Estimated 2021-22	Percent Change	Estimated 2022-23	Percent Change
Metro Denver	479,633	-2.9%	489,740	2.1%	489,485	-0.1%
Northern	89,704	-2.2%	92,639	3.3%	93,322	0.7%
Colorado Springs	122,299	-1.3%	124,660	1.9%	123,643	-0.8%
Pueblo	32,172	-3.5%	33,299	3.5%	32,863	-1.3%
Eastern Plains	26,430	-1.7%	26,946	2.0%	26,698	-0.9%
San Luis Valley	7,121	-4.0%	7,371	3.5%	7,271	-1.4%
Mountain	24,305	-4.6%	25,124	3.4%	24,886	-0.9%
Southwest Mountain	14,583	7.6%	14,750	1.2%	14,435	-2.1%
Western	49,671	-4.3%	51,332	3.3%	51,391	0.1%
Statewide Total	845,916	-2.6%	865,860	2.4%	863,994	-0.2%

Change in Enrollment: 2020-21 October Count to 2021-22 Forecast



Source: Colorado Department of Education and Legislative Council Staff December 2020 forecast.

Total K-12 Enrollment



Source: Colorado Department of Education and Legislative Council Staff December 2020 forecast.

Risks to the K-12 Enrollment Forecast

- Uncertainty around vaccine roll out timelines
- Stickiness of current alternative education choices
- “Redshirt” kindergarteners: enroll in K or move to 1st?
- Relocation of families for employment, health concerns, or housing affordability