

Gunnison School District: Background on School Finance


Tracie Rainey, Executive Director
Colorado School Finance Project
March 1-2, 2022

COLORADO SCHOOL FINANCE PROJECT

Support Children - Support The Future

Colorado's School Finance System 2021-22

Revenue Sources for School Finance



OUTSIDE THE FORMULA REVENUE:

- Federal Funds 5%-6% annually, targeted populations
- Categoricals – General Fund and State Ed Fund
- Stimulus Funds- ONE-TIME dollars with targeted uses for COVID-19

How Revenue is Distributed to Colorado Schools

School Finance Act




ENROLLMENT X FACTORS:



Size, At-risk (free lunch and some emerging bilingual), Cost of Living

MINUS (Budget Stabilization Factor)



TOTAL PROGRAM FUNDING

Distributes majority of \$7+ billion BASE Per-pupil Allocation (\$7225.28)

OUTSIDE THE FORMULA:

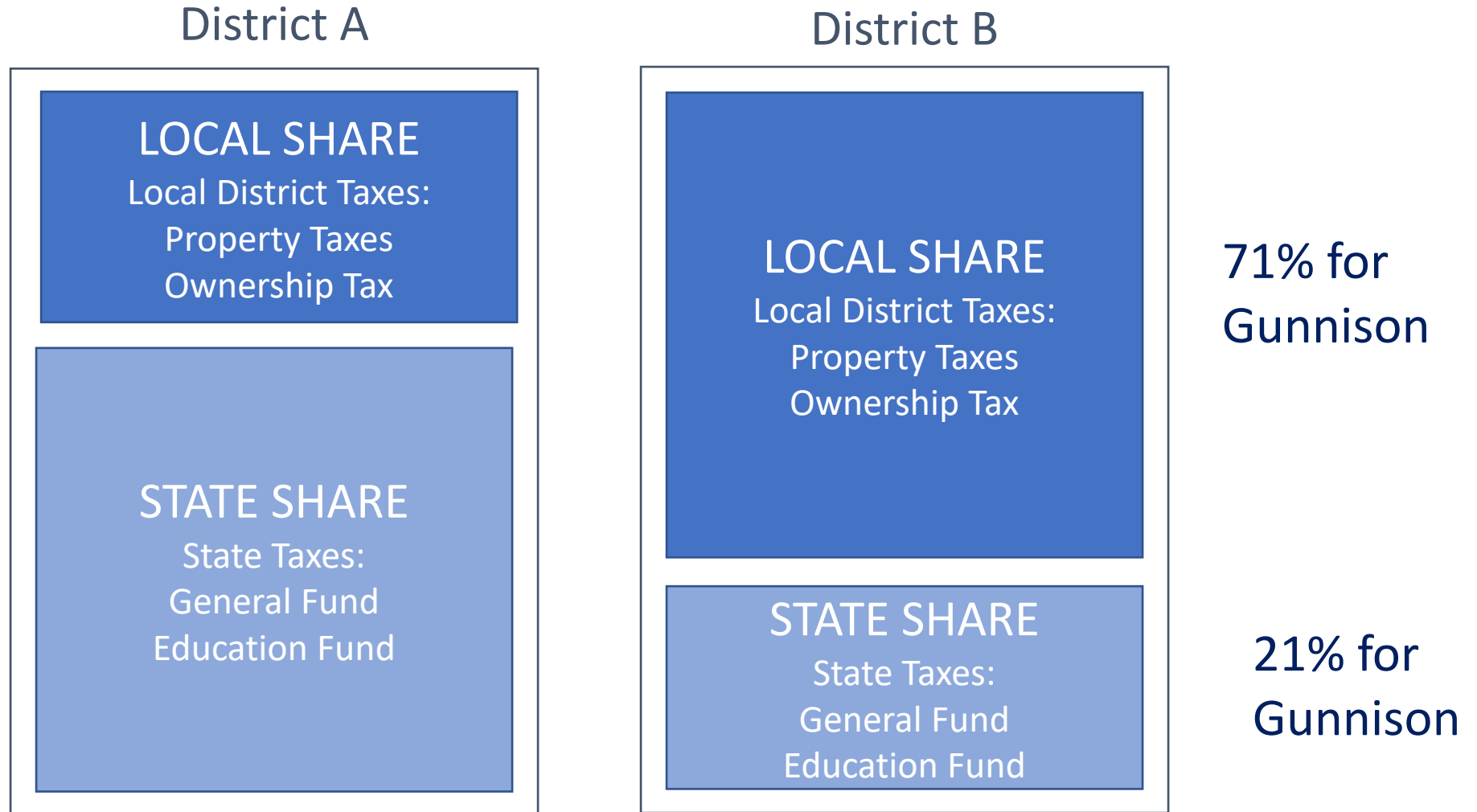
- **Categorical Funding= \$361,362,846** Every district receives an allocation
 - o For special education, emerging bilingual, gifted and talented, career and technical education students, transportation and small attendance centers
- Grants, Local District and Individual School Fundraising, Foundation Support and Local Overrides- These VARY greatly district to district across the state and in many cases are targeted for specific programs for a limited amount of time.

Facts about Gunnison School District in 2021-22

- 2,046 funded pupil count
- 18% of students identified as at-risk (371 students)
- 8% of students identified as Special Education (170 students)
- 9% of Emerging bilingual students (180 students)
- 5% of students identified as Gifted (109 students)
- Per Pupil Revenue: \$8,747**

**Per Pupil Revenue is from CDE Funding Workbook 2021-22

State & Local Share Varies (by design)



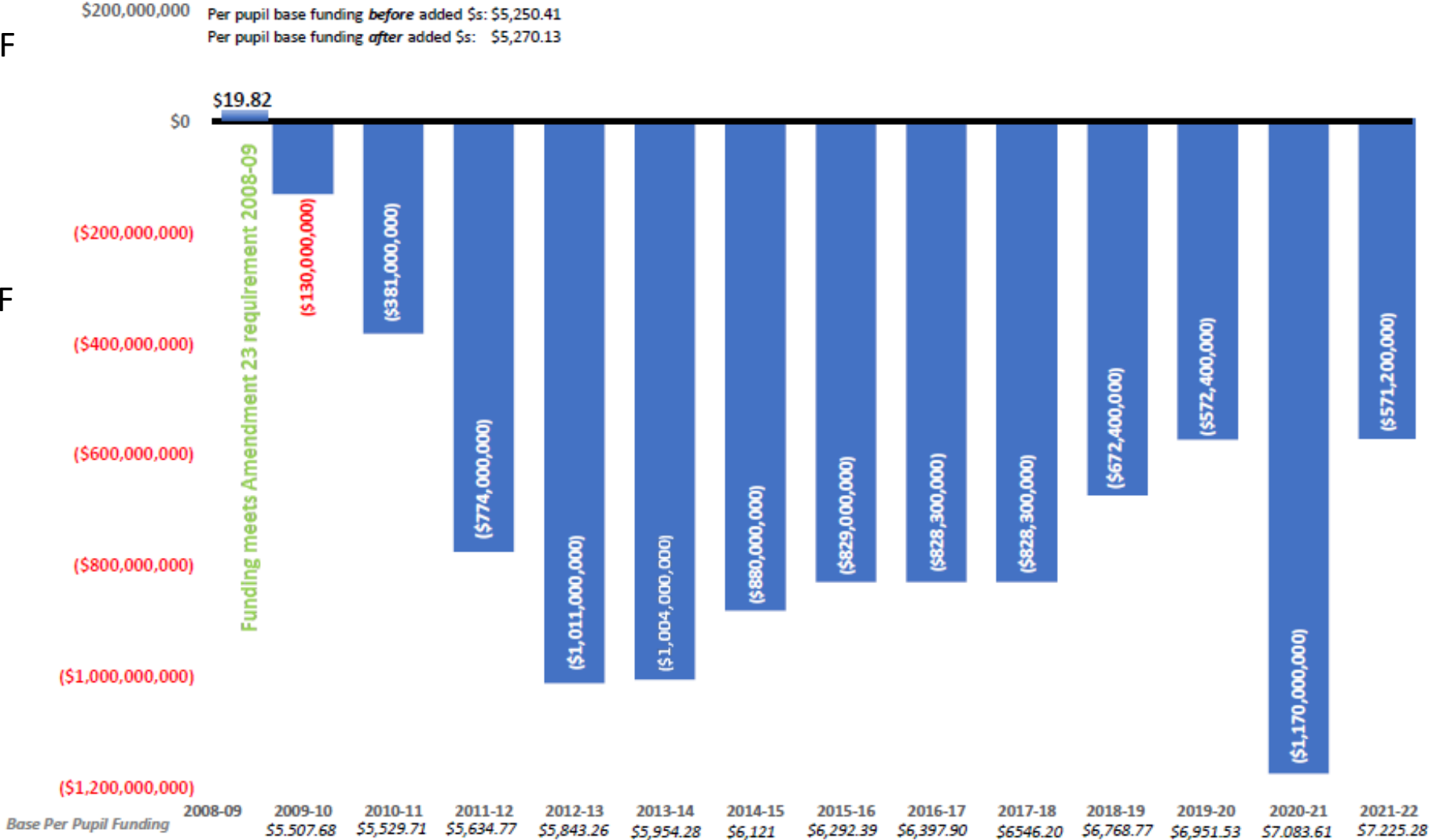
Financial Facts for Gunnison Schools

- Per Pupil Revenue: \$8,747
 - State average is \$8,991
- 2020-21 Total Program Mills: 15.736
- Override mills: 4.941
- “De-bruced” in 1997
 - Mills at time of “de-brucing” 27.771
 - Mill reset set at 15.736
- In 2021-22, 1 mill raised \$768,824 or \$376 per student

**Budget Stabilization Factor Statewide Total:
2009-10 to 2021-22**

Gunnison BSF
2021-22:
\$1,292,528

Gunnison BSF
since 2009:
\$21,064,327



Myths and Realities Gunnison

- Each school district determines teacher salaries – Gunnison’s average teacher salary in 2020-21 was \$51,106 (\$28,750 to \$82,150)
- Marijuana tax dollars
 - Only \$40M barely the cost of building a single middle school
 - Not enough revenue to be a sustainable source of funding
- Override \$s are for operations (salaries)
 - Gunnison can only raise an additional 20% over total program by law
- Bond \$s are for buildings