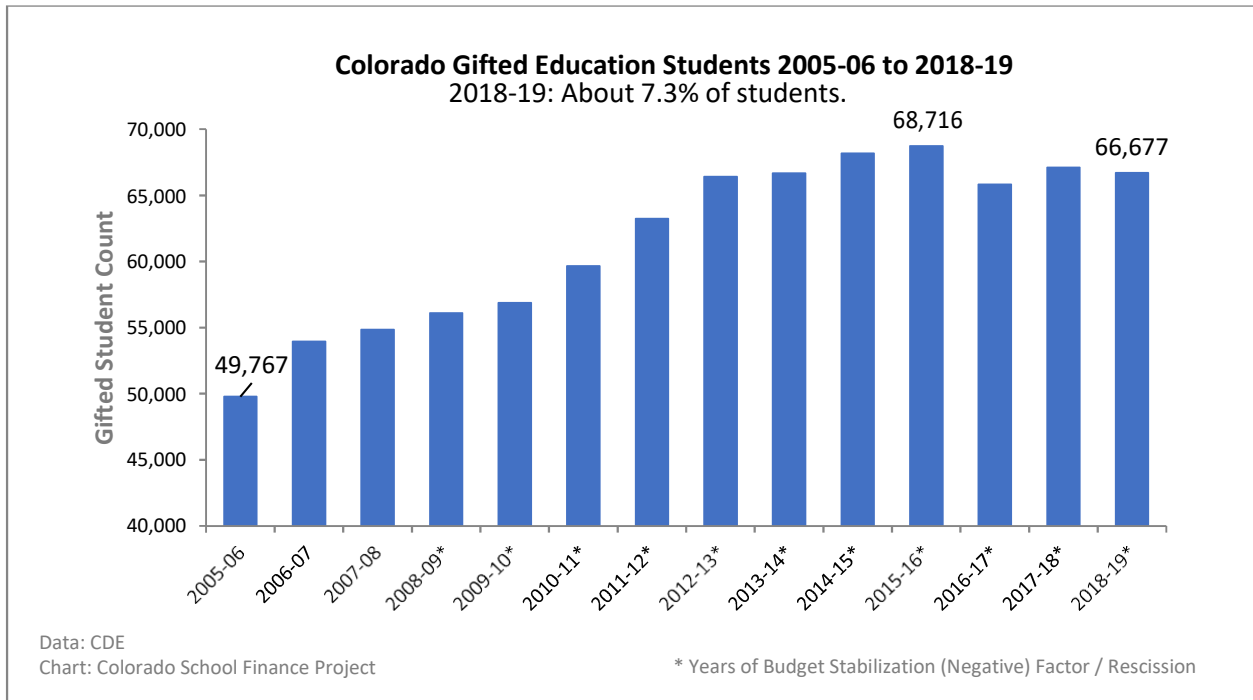
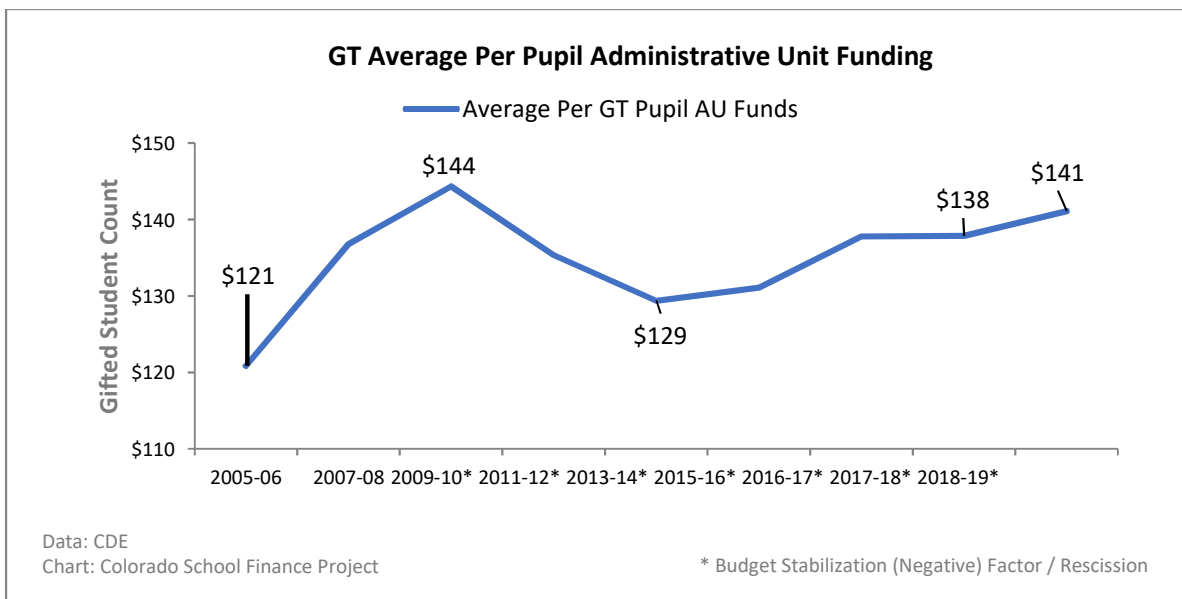


Gifted Education Students: A Look at Student Count and Supplemental Funding



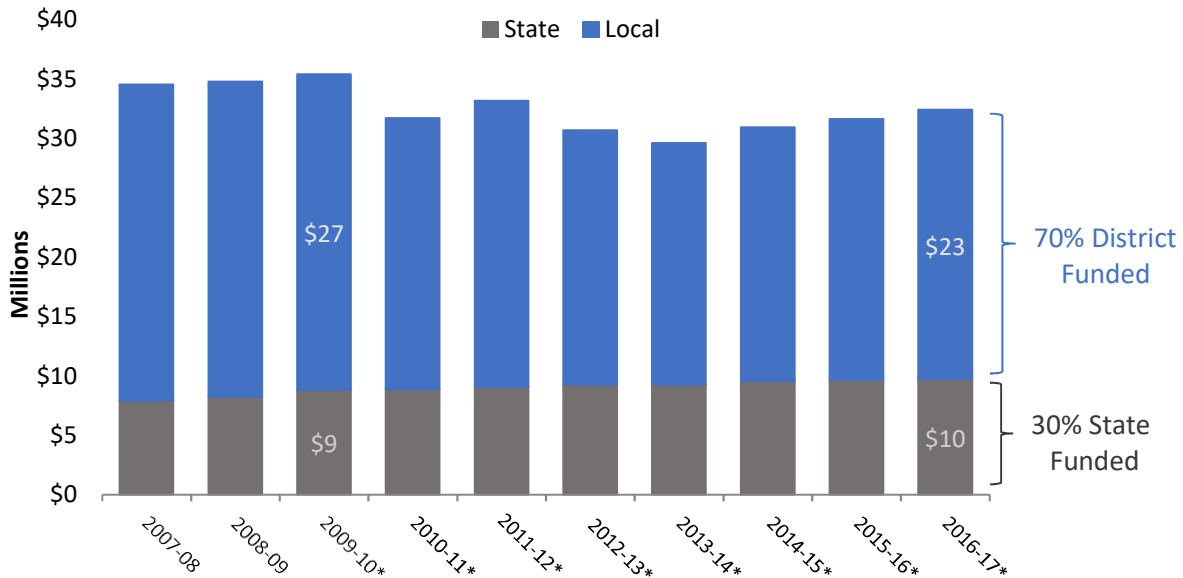
As Colorado’s PK-12 student population grew by 22,000 students between 2015-16 and 2018-19, the number of students in Gifted education programs declined by 2,000 students. About 7% of Colorado’s students qualify for gifted education services. Areas of giftedness: Specific Academic Aptitude; Creative or Productive Thinking; Leadership Abilities; Visual Arts; Performing Arts; Musical, Drama Psychomotor Ability.



Average Per Pupil Funding for Gifted students continues to be below 2009-10 funding.

Gifted Education: A Look at State and District Funding

Gifted Education Funding: State, Local
2007-08 to 2016-17 (millions of dollars)



Source: JBC Education Briefing (Annual)

Chart: Colorado School Finance Project, March 2019

*Budget Stabilization Factor - Mechanism to proportionally reduce state funding for each school district.

In 2016-17, the state funding share of Gifted Education was 30% (\$10.0M). The district funded 70% (\$23M).

“All administrative units are required to identify and provide services to gifted students. The extent of gifted education programming is dependent upon local resources and State supplemental funds.” [Understanding School Finance and Categorical Funding](#) (October 2018), CDE, page 12.