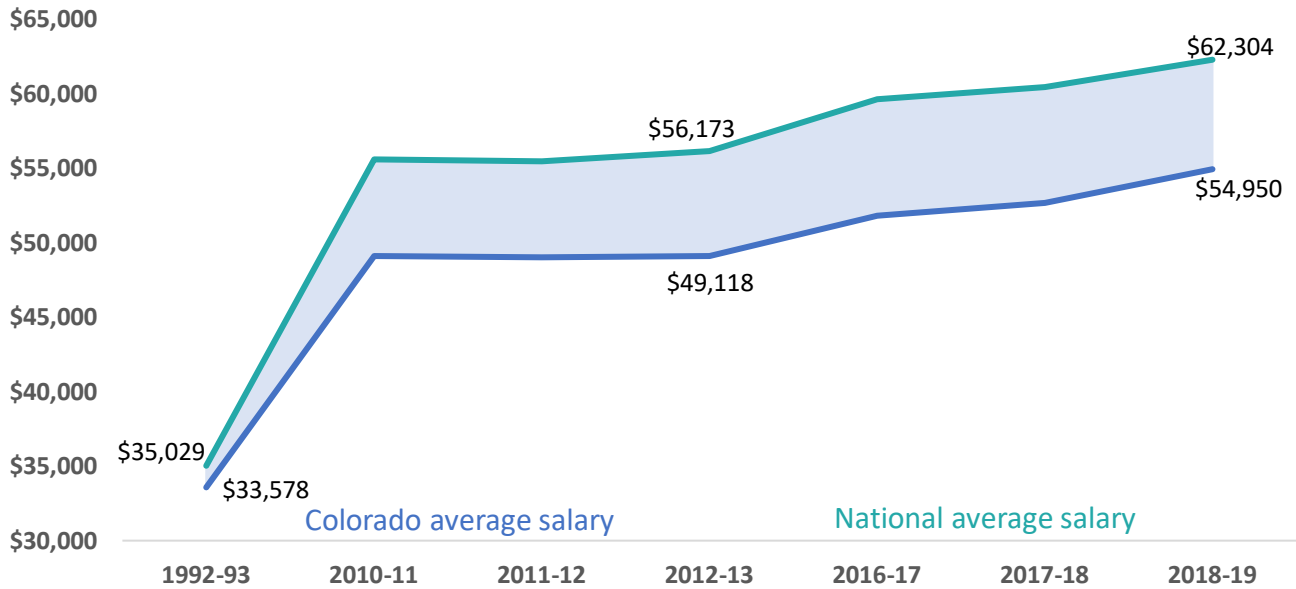


## Average Teacher Salaries: Colorado versus National 1992-present



Data source: Colorado School Finance Projects State Profiles- sources for Profile are CDE and NCES

Chart: Colorado School Finance Project

The Colorado School Finance Project collected average teacher salary for every district in the state. We split the data into four relatively equal groups to look more closely at teacher’s salaries across time. In the pages below we have described:

- Average teacher salary for the school year
- Range of average salaries for each group
- Difference between the highest and lowest average salaries for each group
- The spread, or standard deviation, of average teacher salaries

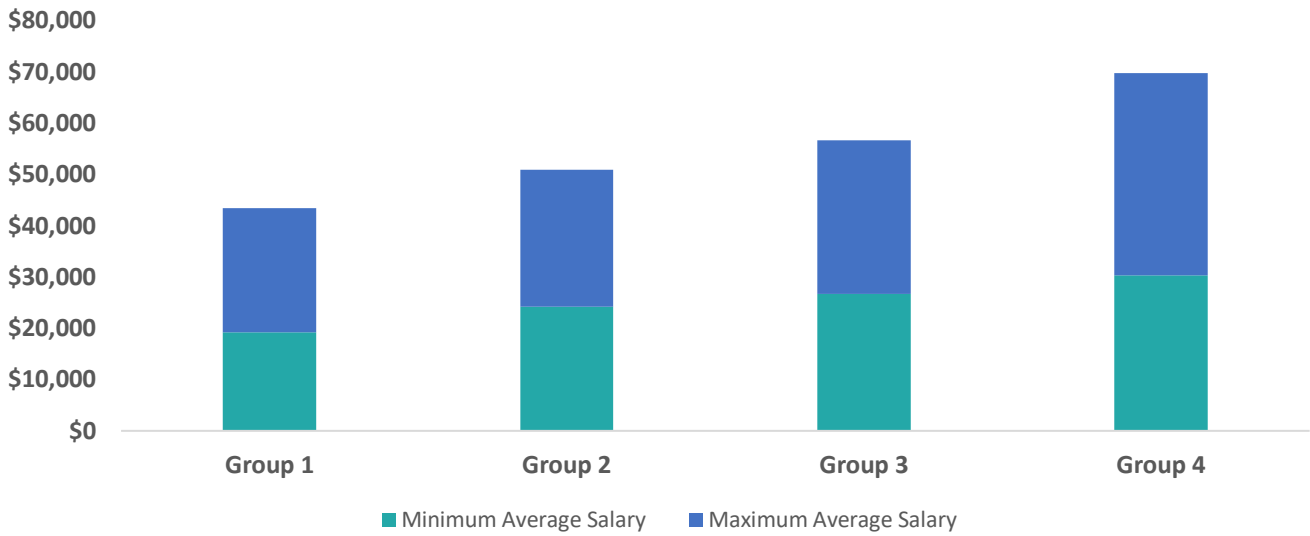
Then we looked at changes in average teacher salaries for one-year and five-year periods. Finally, a list of average teacher salaries for 2019-20 is listed. Each grouping is highlighted and then the difference between the highest and lowest salaries is shown.

**1992-93 (only 174 districts with data)**

- Average salary was: \$27,621.75
- Salaries range from: \$19,203 to \$39,475
- Difference between lowest and highest average: \$20,272
- Standard Deviation: \$4,363 (68% of school districts are within \$4363 of the average)

	Range of Average Teacher Salary	Spread (difference)
1 <sup>st</sup> quartile	\$19,203-\$24,206	\$5,003
2 <sup>nd</sup> quartile	\$24,260-\$26,670	\$2,420
3 <sup>rd</sup> quartile	\$26,714-\$29,898	\$3,184
4 <sup>th</sup> quartile	\$30,261-\$39,475	\$9,214

Colorado School District Average Teacher Salaries 1992-93

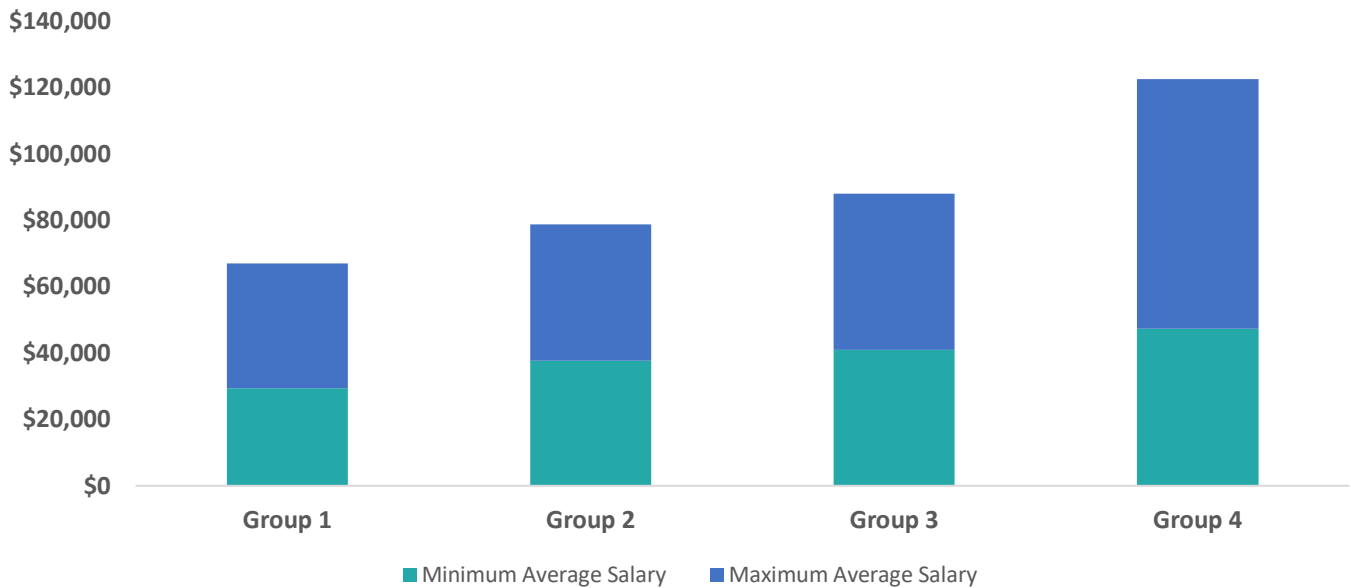


**2015-16**

- Average salary was: \$41,510
- Salaries range from: \$26,649 to \$71,574
- Difference between lowest and highest average: \$46,875
- Standard Deviation \$7,418 (68% of school districts are within \$7,418 of the average)

	Range of Average Teacher Salary	Spread (difference)
Group 1	\$29,356-\$37,663	\$8,307
Group 2	\$37,675-\$40,939	\$3,264
Group 3	\$40,952-\$47,039	\$6,088
Group 4	\$47,294-\$75,220	\$27,926

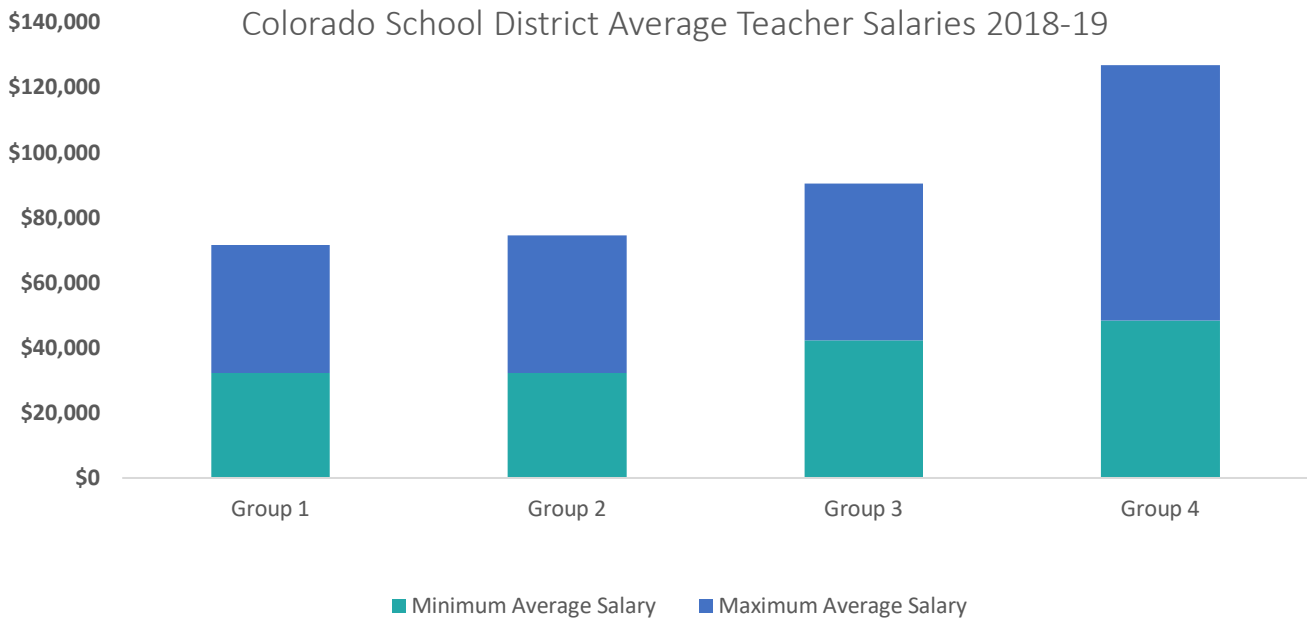
Colorado School District Average Teacher Salaries 2015-16



**2018-19**

- Average salary was: \$44,402
- Salaries range from: \$32,329 to \$78,293
- Difference between lowest and highest average: \$45,964
- Standard Deviation \$7,579 (68% of school districts are within \$7,579 of the average)

	Range of Average Teacher Salary	Spread (difference)
Group 1	\$32,329-\$39,277	\$6,948
Group 2	\$32,294-\$42,276	\$2,982
Group 3	\$42,282-\$48,257	\$5,975
Group 4	\$48,435-\$78,293	\$29,858

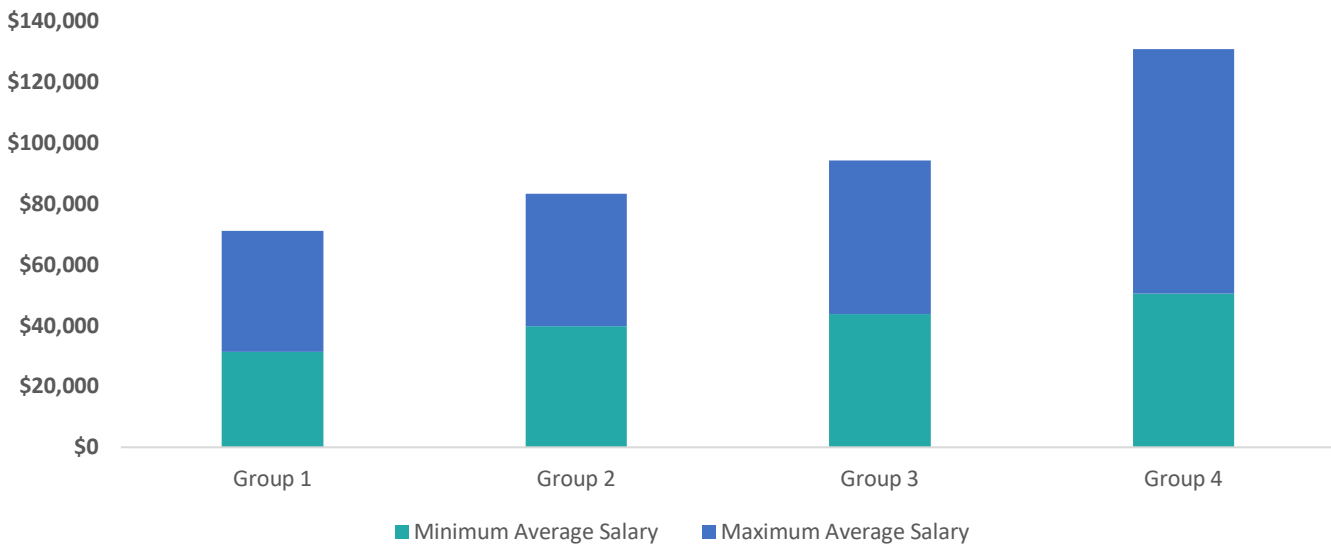


**2019-20**

- Average salary was: \$45,719
- Salaries range from: \$31,247-\$80,329
- Difference between lowest and highest average: \$49,081
- Standard Deviation \$8,275 (68% of school districts are within \$8,275 of the average)

	Range of Average Teacher Salary	Spread (difference)
Group 1	\$31,347-\$39,639	\$8,292
Group 2	\$39,672-\$43,592	\$3,920
Group 3	\$43-689-\$50,426	\$6,737
Group 4	\$50,440-\$80,329	\$29,889

Colorado School District Average Teacher Salaries 2019-20



## **Change Over Time**

### **1-year change (18-19 to 19-20) in teacher salaries**

- 38 districts had average teacher salaries decrease (range from -.3% to -11.1%)
  - o The range of 2019-20 salaries for these 25 districts is \$35,709 to \$48,522
  - o The average 2019-20 salaries for these 25 districts is \$39,182
- 2 districts had no change in average teacher salaries
- 138 districts saw increase in average teacher salaries (range from .2% to 17.4%)
  - o The range of 2019-20 salaries for these 139 districts is \$33,277 to \$80,329
  - o The average 2019-20 salaries for these 152 districts is \$47,385
- Statewide there was a 2.9% increase in average teacher salaries, down from 6.8% in 2018-19
- Lowest salary in 16-17 was \$32,329 (Woodlin); highest \$78,293 (Boulder Valley School District)
- Lowest salary in 17-18 was \$31,247 (Plainview); highest \$80,329 (Boulder Valley School District, 2.6% increase)
- 7 districts had a decrease in average teacher salaries greater than 5%
- 50 districts had an increase in average teacher salaries greater than 5%

### **5-year change (15-16 to 19-20)**

- 15 districts had decreases in average teacher salaries (range from -.7% to -11%)
  - o The range of 2019-20 salaries for these districts is \$35,049 to \$48,428
  - o The average 2019-20 salaries for these 15 districts is \$39,884
- 2 districts had no change in average teacher salaries
- 161 districts saw increase in average teacher salaries (range from .2% to 43.3%)
  - o The range of 2019-20 salaries for these 161 districts is \$31,247 to \$80,329
  - o The average 2019-20 salaries for these 161 districts is \$46,256
- Statewide average of 8.9% increase in average teacher salaries
- Lowest salary in 15-16 \$24,699 (Agate); highest \$71,574 (Boulder)
- Lowest salary in 19-20 was \$31,247 (Woodlin); highest \$80,329 (Boulder)
- 130 districts saw increase in average teacher salaries over a 5-year period of more than 5%

District Name	Average Teacher Salary 2019-20	Difference between highest and lowest salary in each group
PLAINVIEW RE-2	\$31,247	
KIM REORGANIZED 88	\$31,958	
VILAS RE-5	\$33,277	
MOUNTAIN VALLEY RE-1	\$34,043	
LIBERTY J-4	\$34,773	
WALSH RE-1	\$35,049	
HI PLAINS R-23	\$35,340	
KARVAL RE-23	\$35,387	
LONE STAR 101	\$35,709	
AKRON R-1	\$35,717	
KIOWA C-2	\$36,049	
MOFFAT 2	\$36,084	
WELDON VALLEY RE-20(J)	\$36,276	
ARICKAREE R-2	\$36,297	
MANZANOLA 3J	\$36,739	
AGUILAR REORGANIZED 6	\$36,827	
SPRINGFIELD RE-4	\$36,968	
ARRIBA-FLAGLER C-20	\$37,066	
WILEY RE-13JT	\$37,082	
BURLINGTON RE-6J	\$37,117	
CAMPO RE-6	\$37,386	
SARGENT RE-33J	\$37,883	
WOODLIN R-104	\$37,963	
STRATTON R-4	\$37,994	
CROWLEY COUNTY RE-1-J	\$37,996	
SILVERTON 1	\$38,105	
OTIS R-3	\$38,187	
ELLCOTT 22	\$38,232	
HUERFANO RE-1	\$38,303	
EDISON 54JT	\$38,434	
CHERAW 31	\$38,723	
HOLLY RE-3	\$38,749	
BETHUNE R-5	\$38,756	
HOLYOKE RE-1J	\$38,915	
ELBERT 200	\$38,953	
PAWNEE RE-12	\$38,985	
WRAY RD-2	\$39,067	
KIT CARSON R-1	\$39,103	
MCCLAVE RE-2	\$39,308	
MONTEZUMA-CORTEZ RE-1	\$39,448	
PEETZ PLATEAU RE-5	\$39,563	
DOLORES RE NO2	\$39,577	
CENTER 20JT	\$39,639	\$8,392

District Name	Average Teacher Salary 2019-20	Difference between highest and lowest salary in each group
EADS RE-1	\$39,672	
COTOPAXI RE-3	\$39,715	
GENOA-HUGO C-113	\$39,892	
ROCKY FORD R-2	\$39,907	
WEST END RE-2	\$39,915	
PARK RE-2	\$39,957	
IGNACIO 11 JT	\$40,081	
GRANADA RE-1	\$40,141	
CALHAN RJ1	\$40,184	
DEBEQUE 49JT	\$40,379	
CENTENNIAL R-1	\$40,429	
NORTH PARK R-1	\$40,684	
DEER TRAIL 26J	\$40,689	
PRITCHETT RE-3	\$40,829	
JULESBURG RE-1	\$40,915	
CUSTER COUNTY SCHOOLS	\$40,952	
BRIGGSDALE SCHOOL RE 10-J	\$41,227	
PEYTON 23JT	\$41,249	
DOLORES RE-4A	\$41,335	
LAS ANIMAS RE-1	\$41,363	
SALIDA R-32(J)	\$41,391	
RE-1 VALLEY SCHOOL DISTRICT	\$41,518	
FOWLER R-4J	\$41,668	
UPPER RIO GRANDE DISTRICT C-7	\$41,775	
EAST OTERO R-1	\$41,814	
BRANSON REORGANIZED 82	\$41,845	
LAMAR RE-2	\$41,875	
LA VETA RE-2	\$41,936	
IDALIA RJ-3	\$42,130	
REVERE SCHOOL DISTRICT	\$42,157	
LIMON RE-4J	\$42,259	
STRASBURG 31J	\$42,290	
SIERRA GRANDE R-30	\$42,300	
BENNETT 29J	\$42,376	
SANGRE DE CRISTO RE-22J	\$42,716	
SWINK 33	\$42,853	
WIGGINS RE-50(J)	\$42,878	
HAXTUN RE-2J	\$43,197	
WELD RE-9 SCHOOL DISTRICT	\$43,262	
HANOVER 28	\$43,366	
SOUTH ROUTT RE-3	\$43,379	
MANCOS RE-6	\$43,473	
FLORENCE RE-2	\$43,478	



District Name	Average Teacher Salary 2019-20	Difference between highest and lowest salary in each group
AGATE 300	\$43,586	
BYERS 32J	\$43,592	\$3,920
WEST GRAND 1-JT	\$43,689	
FRENCHMAN RE-3	\$43,936	
ELIZABETH SCHOOL DISTRICT	\$44,016	
CRIPPLE CREEK RE-1	\$44,055	
HINSDALE COUNTY RE-1	\$44,166	
SOUTH CONEJOS RE-10	\$44,167	
DELTA COUNTY 50(J)	\$44,392	
BRUSH RE-2(J)	\$44,448	
FT MORGAN RE-3	\$44,454	
MIAMI-YODER 60	\$44,573	
LAKE COUNTY SCHOOL DISTRICT	\$44,606	
BIG SANDY 100J	\$44,625	
SANFORD 6J	\$44,660	
BUENA VISTA R-31	\$44,663	
YUMA 1	\$44,739	
MONTE VISTA C-8	\$45,019	
NORTH CONEJOS RE-1J	\$45,038	
RIDGWAY R-2	\$45,309	
PRAIRIE RE-11	\$45,628	
WELD COUNTY RE-1	\$45,661	
FALCON 49	\$45,715	
RANGELY RE-4	\$46,088	
CHEYENNE RE-5	\$46,124	
NORWOOD R-2J	\$46,141	
BUFFALO RE-4	\$46,217	
HARRISON 2	\$46,506	
TRINIDAD 1	\$46,602	
CLEAR CREEK RE-1	\$47,988	
CREEDE SCHOOL DISTRICT	\$48,010	
OURAY R-1	\$48,082	
BAYFIELD 10JT-R	\$48,229	
HAYDEN RE-1	\$48,327	
DURANGO 9-R	\$48,428	
PRIMERO REORGANIZED 2	\$48,439	
CANON CITY RE-1	\$48,522	
ARCHULETA COUNTY 50JT	\$48,942	
WELD RE-3J SCHOOL DISTRICT	\$49,302	
EATON RE-2	\$49,357	
PLATTE CANYON R-1	\$49,599	
WIDEFIELD 3	\$49,800	
GARFIELD RE-2	\$49,801	

District Name	Average Teacher Salary 2019-20	Difference between highest and lowest salary in each group
WOODLAND PARK RE-2	\$49,856	
GILPIN COUNTY RE-1	\$49,993	
GUNNISON WATERSHED RE-1J	\$50,172	
CHEYENNE MOUNTAIN 12	\$50,436	\$6,747
MOFFAT COUNTY RE NO1	\$50,440	
LEWIS-PALMER 38	\$50,532	
ALAMOSA RE-11J	\$50,577	
PLATEAU VALLEY 50	\$50,724	
GARFIELD 16	\$51,038	
MANITOU SPRINGS 14	\$51,311	
MONTROSE RE-1J	\$51,381	
HOEHNE REORGANIZED 3	\$51,526	
MESA COUNTY VALLEY 51	\$51,780	
ACADEMY 20	\$52,068	
PUEBLO CITY 60	\$52,106	
EAST GRAND 2	\$52,358	
FOUNTAIN 8	\$52,777	
SCHOOL DISTRICT 27J	\$52,881	
PUEBLO RURAL 70	\$53,249	
GREELEY-EVANS 6	\$53,294	
WELD RE-4	\$53,312	
WELD RE-8 SCHOOL DISTRICT	\$53,361	
WELD RE-5J	\$54,016	
PLATTE VALLEY RE-7	\$54,164	
MEEKER RE-1	\$54,456	
EAGLE COUNTY RE 50	\$54,596	
ROARING FORK RE-1	\$55,163	
COLORADO SPRINGS 11	\$55,373	
THOMPSON R-2J	\$55,498	
ESTES PARK R-3	\$55,560	
STEAMBOAT SPRINGS RE-2	\$55,958	
SHERIDAN 2	\$56,576	
DOUGLAS COUNTY RE-1	\$57,625	
ENGLEWOOD 1	\$57,823	
POUDRE R-1	\$58,624	
MAPLETON 1	\$59,011	
TELLURIDE R-1	\$60,375	
ST VRAIN VALLEY RE-1J	\$60,699	
AURORA DISTRICT 28J	\$60,946	
DENVER COUNTY 1	\$61,200	
ADAMS 14	\$61,207	
SUMMIT RE-1	\$61,886	
ASPEN 1	\$63,328	

District Name	Average Teacher Salary 2019-20	Difference between highest and lowest salary in each group
JEFFCO PUBLIC SCHOOLS	\$63,361	
ADAMS 12 FIVE STAR	\$63,639	
WESTMINSTER PUBLIC SCHOOLS	\$65,594	
LITTLETON 6	\$70,639	
CHERRY CREEK 5	\$76,211	
BOULDER VALLEY RE-2J	\$80,329	\$29,888