

Adams 12 Five Star Leadership Academy

Tracie Rainey, Executive Director
Colorado School Finance Project
October 8, 2021

COLORADO SCHOOL FINANCE PROJECT

Support Children - Support The Future

Colorado School Finance Project

- Non-profit, non-partisan- Supported by school district contributions- School finance analysis for local and state policy makers since 1995- Governed by a board comprised of national and state experts on school finance
- **Our Mission:** *To compile, collect and distribute research-based, non-partisan information and data on topics related to school finance for state and local policymakers.*

Who are our students?

- 883,199 students
- 345,270 students eligible for Free and Reduced Lunch
- 102,360 students receiving special education services
- 110,546 Emerging Bilingual students*
- 64,610 students identified as Gifted

*English Language Learners is term CDE uses

Adams 12's students

- Total Funded Pupil Count- 36,654
- 41.6% eligible for free and or reduced lunch (15,249 students)
- 11.5% Students receiving Special Education services (4,255 students)
- 19.2% Emerging Bilingual students (6,221 students)
- 12% Students eligible for Gifted Education services (4,405 students)

*Data from CDE

10/08/2021

Financial Facts for Adams 12

Per Pupil Revenue:

- \$9,305 (before the Budget Stabilization Factor)
- \$8,861 (after the Budget Stabilization Factor)

2020-21 Total Program mills: 27.000

Override mills : 20.626

1 mill raises \$3,086,196 or \$83 per student

* Data from CDE and Legislative Council

Adams 12 Factors

	Full Factor Funding	BS Factor Impact on each factor	Factor \$s after BS Factor applied
Floor Funding	\$0	\$0	\$0
Cost of Living Factor	\$62,084,885	-\$17,347,370	\$44,737,515
Size Factor	\$10,899,396	-\$3,045,441	\$7,853,955
At-Risk Factor	\$19,952,939	-\$5,575,125	\$14,377,814
EL Factor	\$2,874,854	-\$803,274	\$2,071,580
On-Line and Ascent	\$14,867	-\$4,154	\$10,713

School District Funding

First dollars into funding is local share, property tax and ownership fees

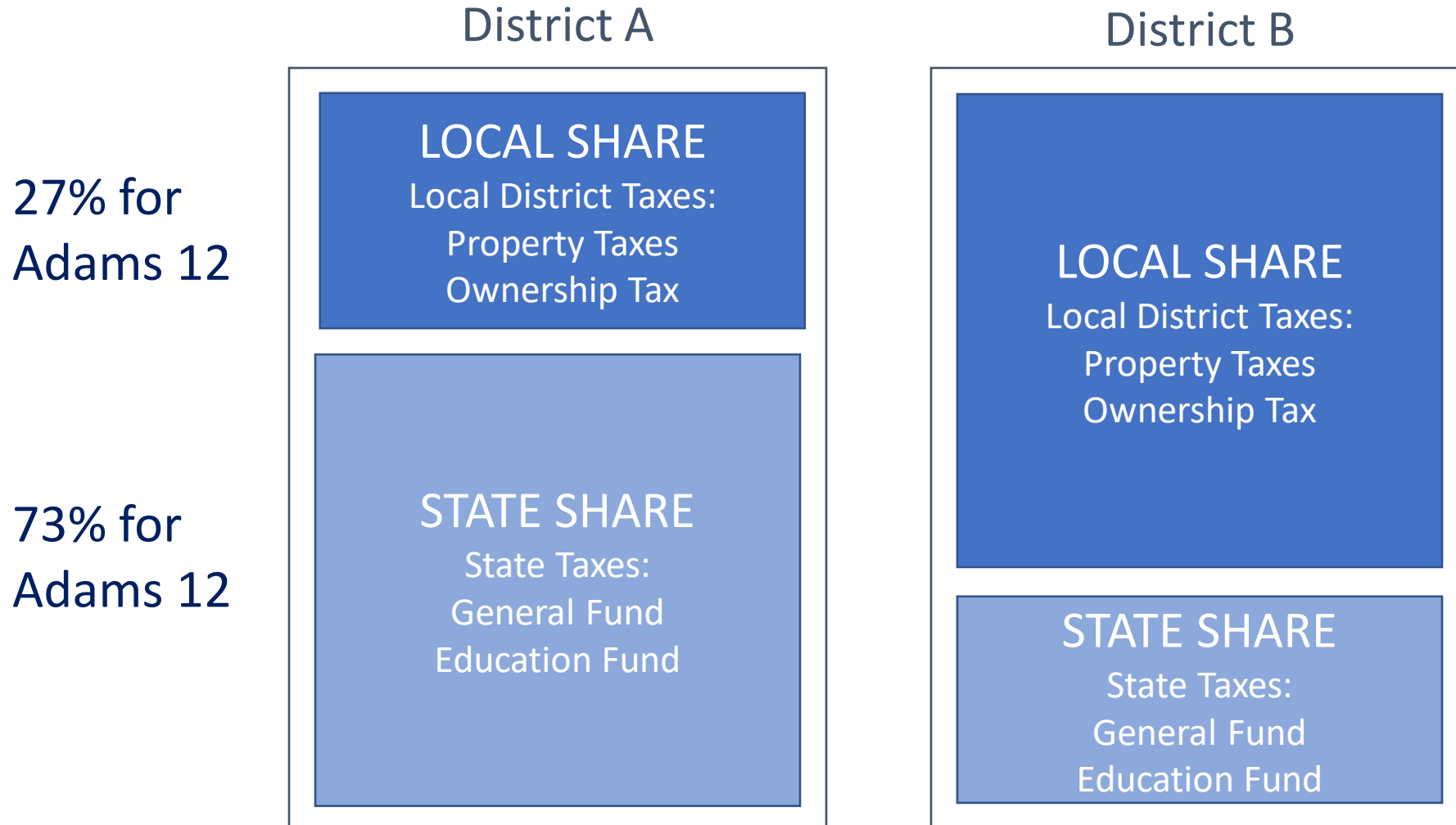


State backfills the difference to equalize starting point for every district

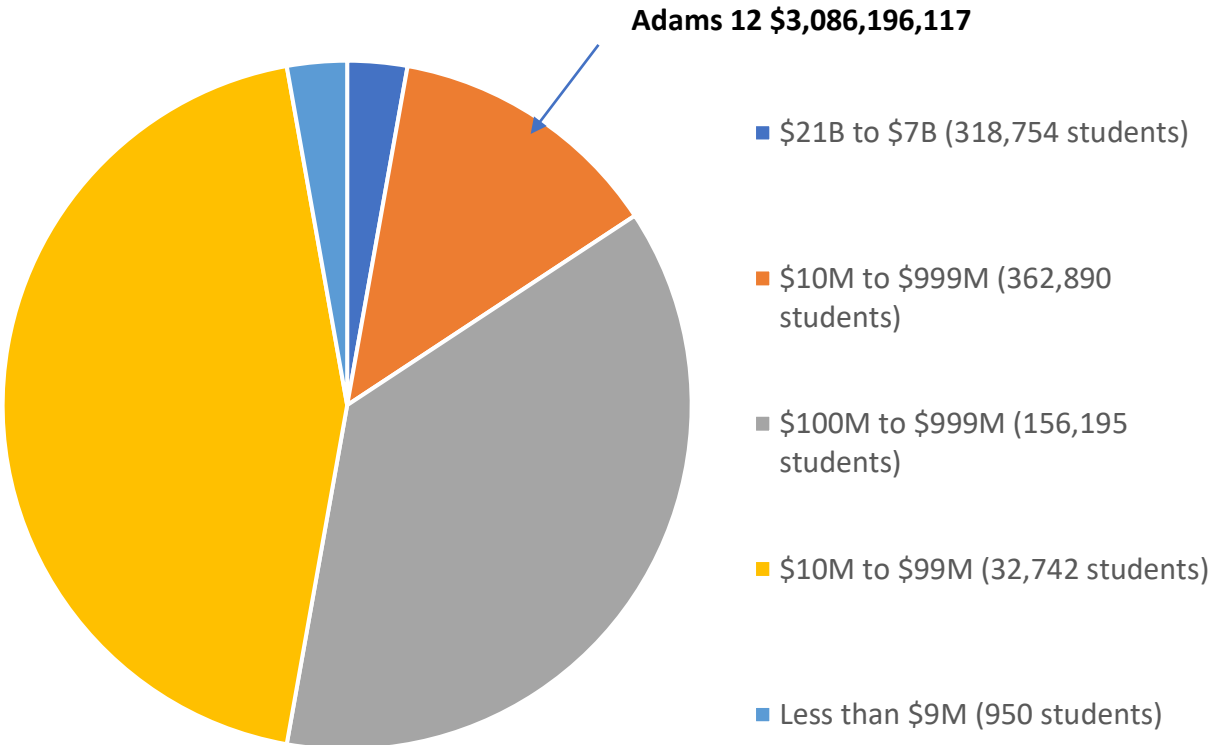


The Budget Stabilization Factor is applied and reduction made against the factors

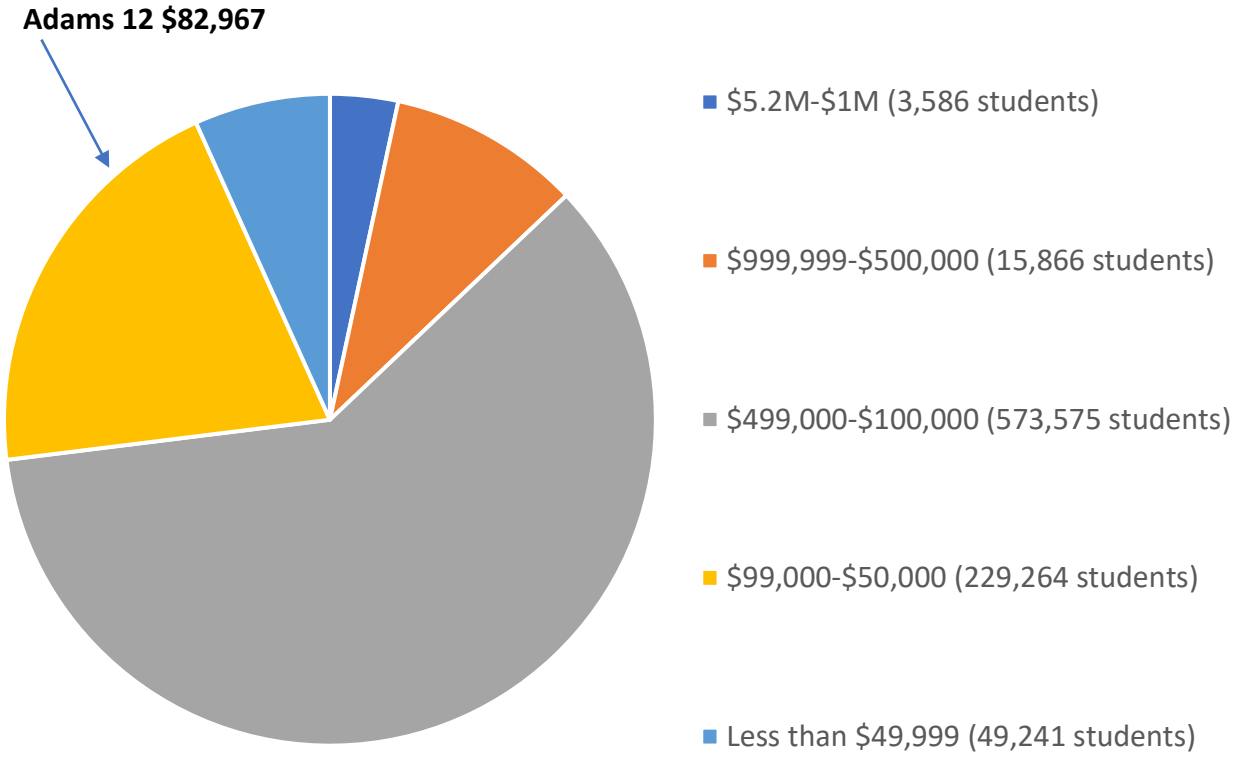
State & Local Share Varies (by design)



School District's Total Assessed Value (AV) FY 2020-21



School District's Assessed Value Per Pupil FY2020-21



What is the Budget Stabilization Factor (BSF)?

The BSF is a tool the state legislature uses to help balance the state budget

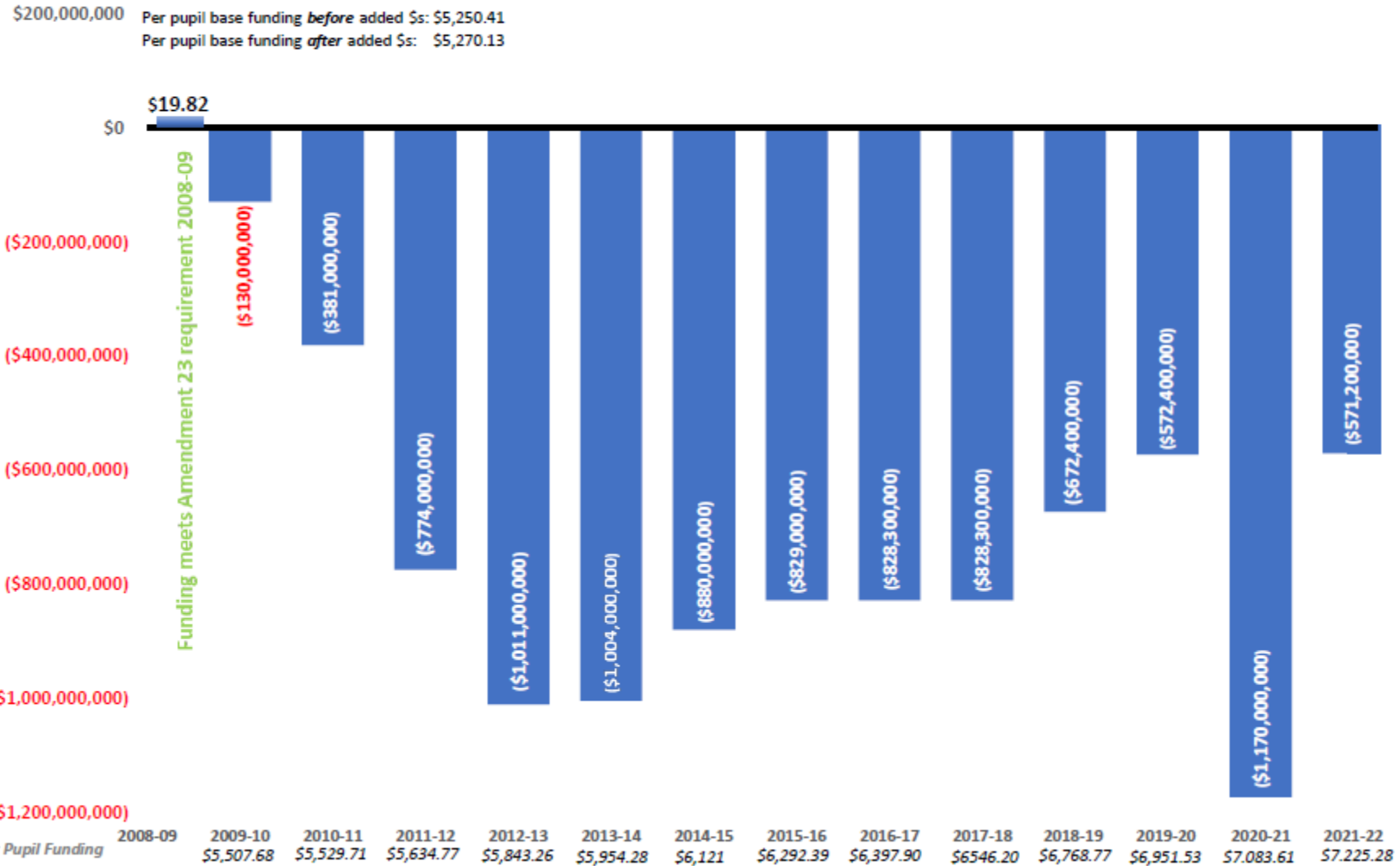


After the state sets the budget, if more money is needed, money is subtracted from education budget-
but only the factors (Dwyer lawsuit)



Since it's creation schools have lost more than **\$9.7 billion**

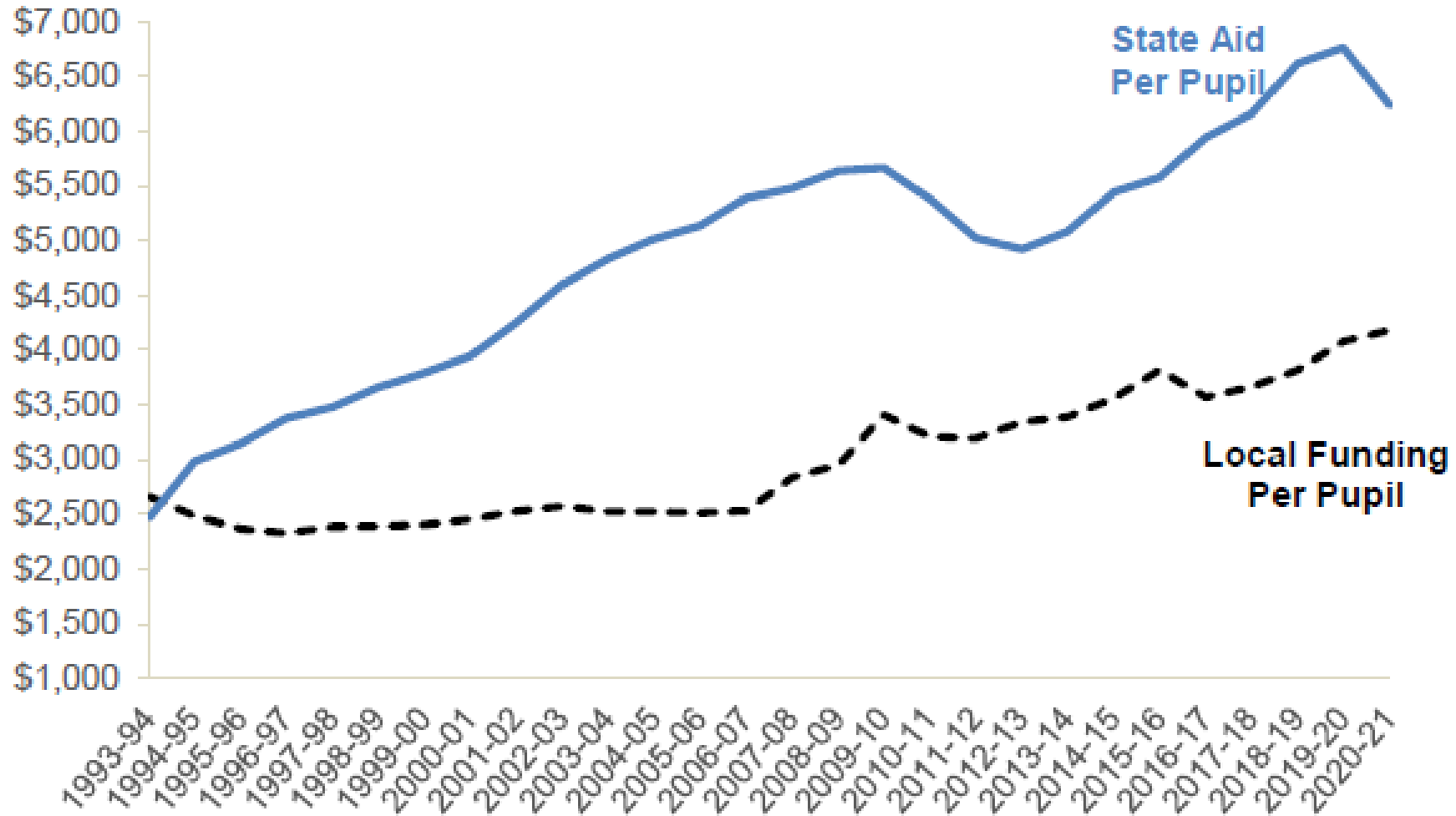
**Budget Stabilization Factor Statewide Total:
2009-10 to 2021-22**



Since 2009 Adams 12 has lost \$475,267,813 to the Budget Stabilization Factor

In the 2021-22 school year Adams 12 will lose \$26,775,364 due to the Budget Stabilization Factor

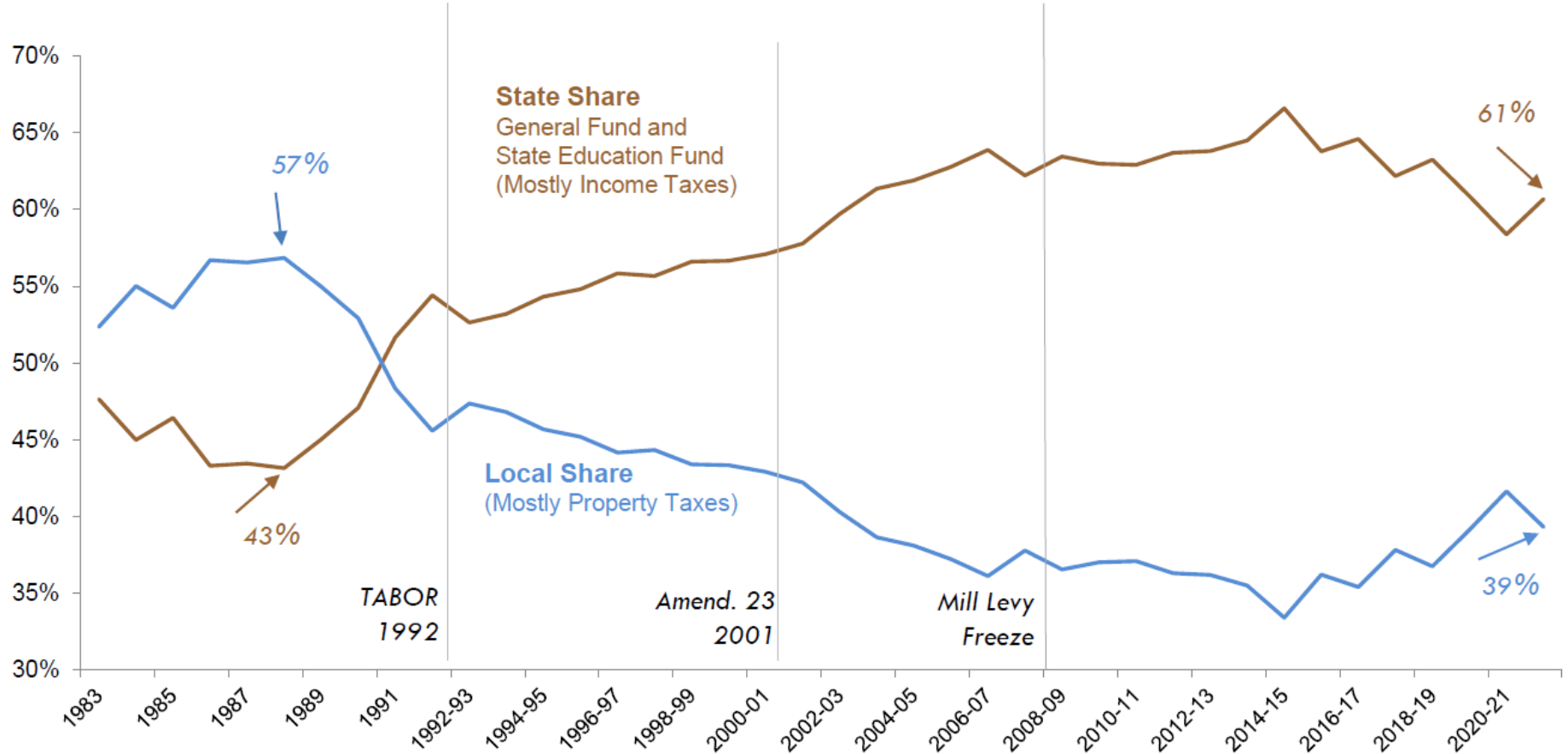
Statewide Average School Finance Funding Per Pupil



Source: Legislative Council Staff.

State and Local Shares of School Finance

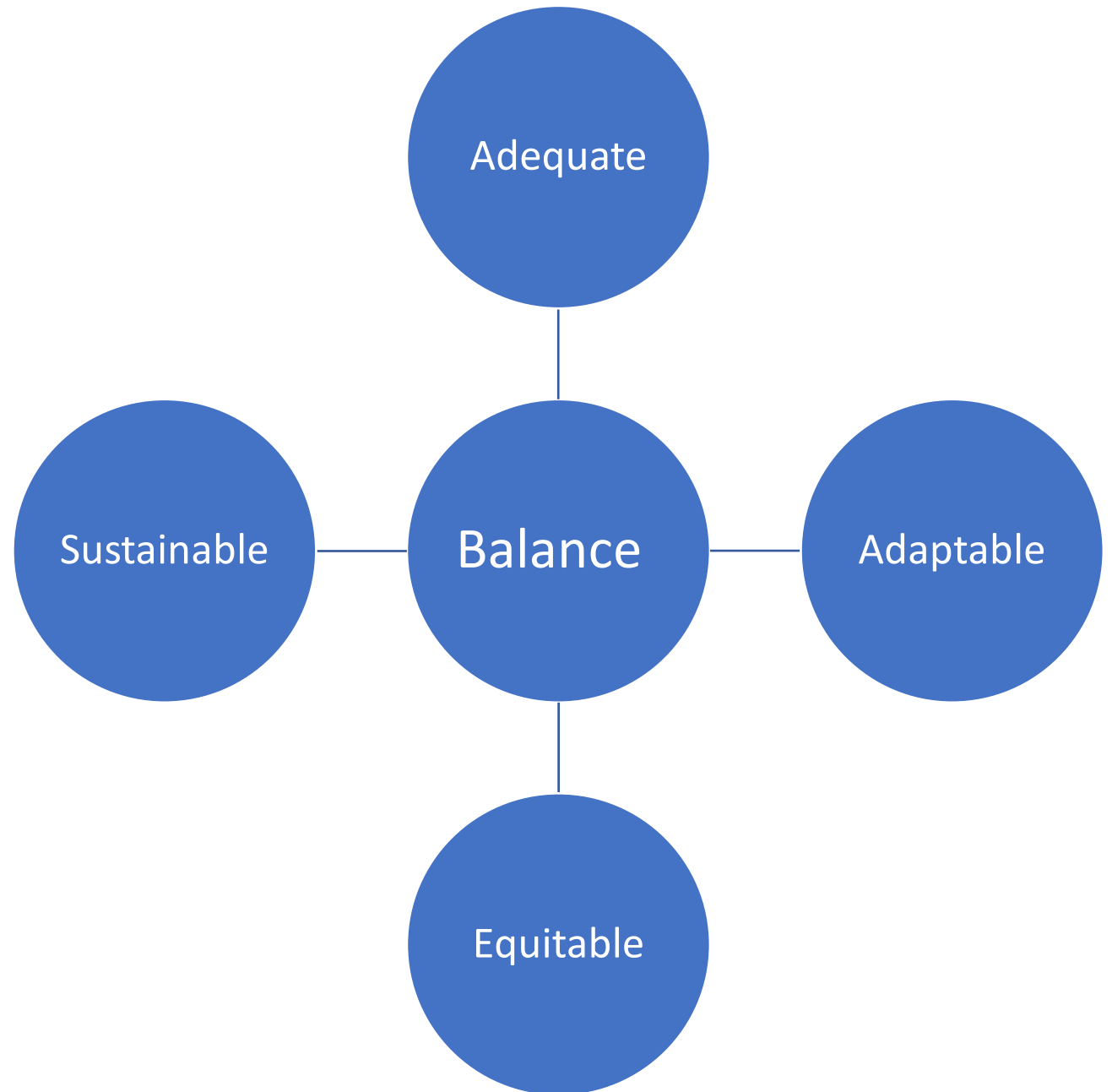
1983 to FY 2021-22



Note: Prior to 1993, K-12 funding was done on a calendar year basis

Source: Legislative Council Staff

PRINCIPLES: SCHOOL FINANCE SYSTEM & TAX SYSTEM



Equity

School Finance

- Horizontal Equity- Examines if like districts treated similarly
- Vertical Equity- Examines how differences are treated within the system
- Fiscal Neutrality- Measures the relationship between the wealth of a district and the resources available to serve students

Equity – cont.

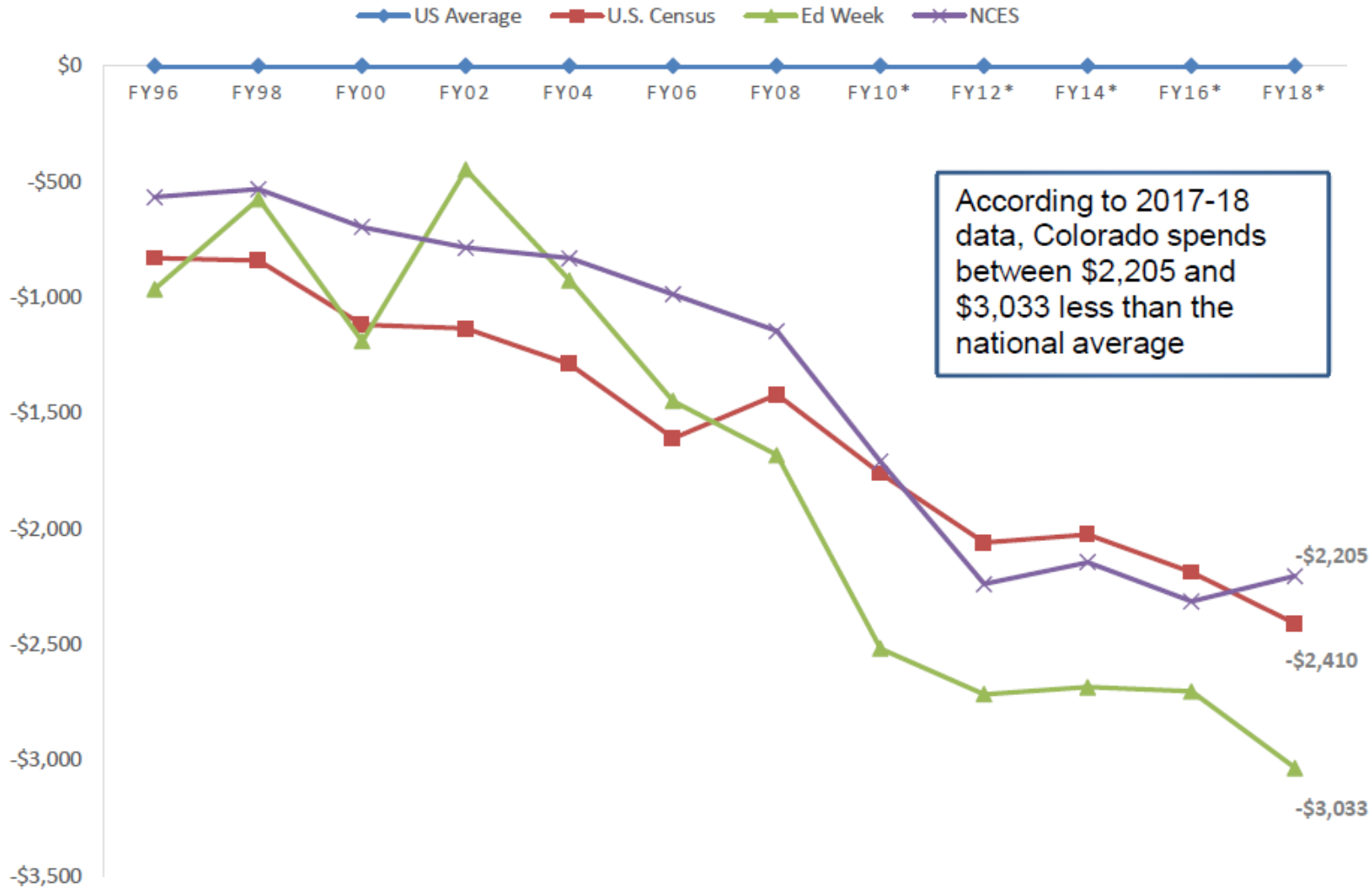
School Finance Formula

- State funding formulas can help address equity by adjusting for student and district characteristics that are beyond district control
 - Student needs
 - District size
 - Regional cost differences

1994 School Finance Act

- Created an equalization/foundation formula
- Recognized differences beyond control of a district and made adjustments for cost of living, size and at-risk (free lunch)
- Local revenue generated first then state backfill so starting point for every district is even
- Categoricals outside of formula

TRENDS IN PER PUPIL SPENDING: COLORADO VS. NATIONAL AVERAGE FY 1996-2018



Data Sources: Education Week Quality Counts 2021, US Census Bureau Public Elementary-Secondary Education Finances by State, NCES Revenues and Expenditures for Public Elementary and Secondary Education FY18

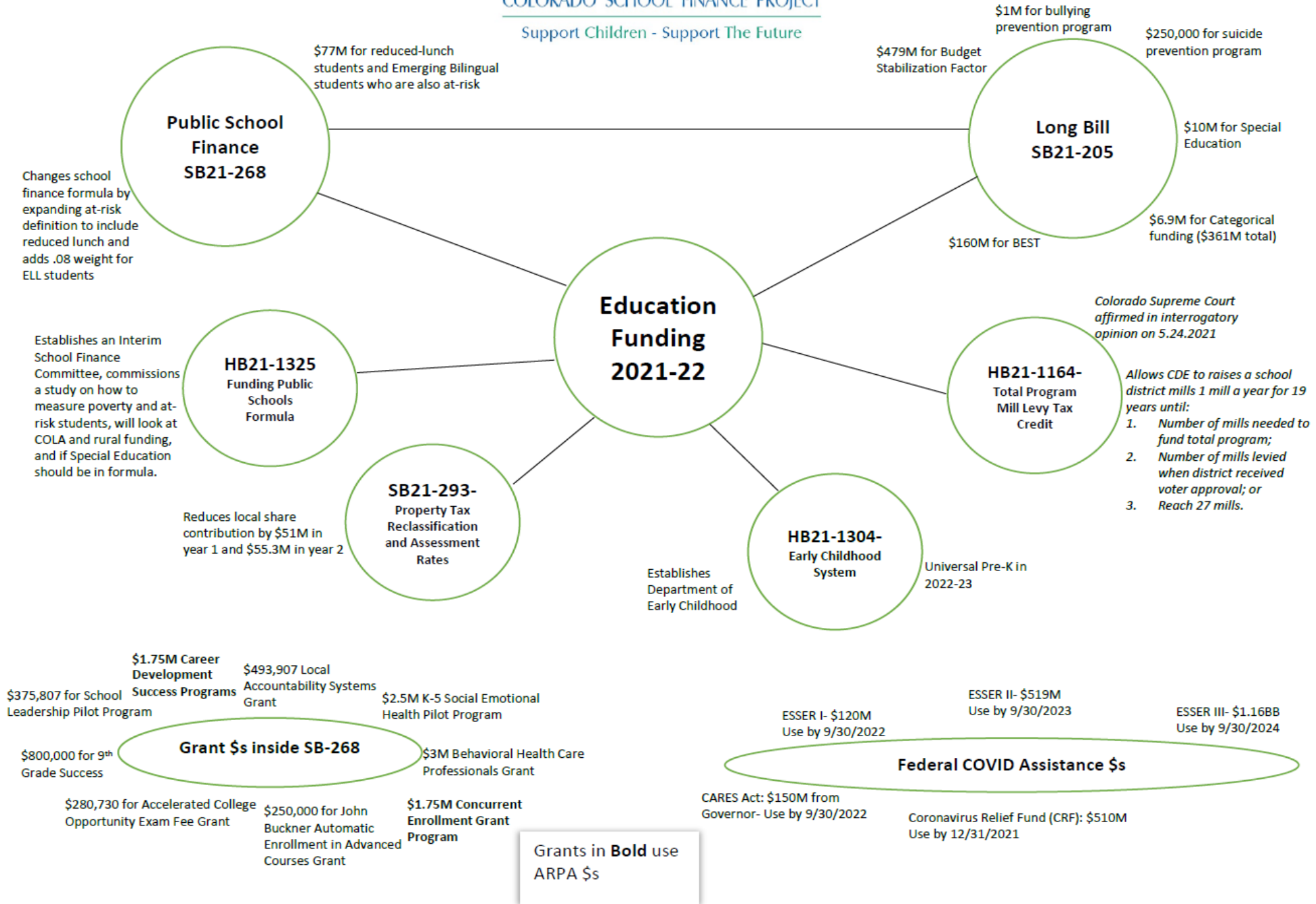
Changes to School Finance in 2021

Legislative

At The Ballot Box

COLORADO SCHOOL FINANCE PROJECT

Support Children - Support The Future



Mill Levy Correction

HB20-1418

Bill required districts to set a mill levy target equal to the lowest of:

- The mills required to fully fund the district with local property taxes;
- The mills in place at the time the district obtained voter approval to retain and spend revenue in excess of the property tax revenue limitations
- 27.000 mills.

Interim Committee on School Finance's Charge

1. How to modernize the formula to make it more transparent, equitable, and student-centered;
2. Whether the current method for identifying at-risk pupils is an appropriate, poverty study required by the bill;
3. Examining district cost-of-living and personnel costs
4. Examining small, remote, and rural school district funding;

10/08/2021

Interim Committee on School Finance's Charge

5. Reviewing total program mill levy and mill levy overrides;
6. Alternative educator support for kindergarten through second grade students;
7. Benefits and challenges of incorporating special education services into the formula.

On the Ballot

- Proposition 119- Learning Enrichment and Academic Progress Program (LEAP)
- Proposition 120- Property Tax Assessment Rate Reduction

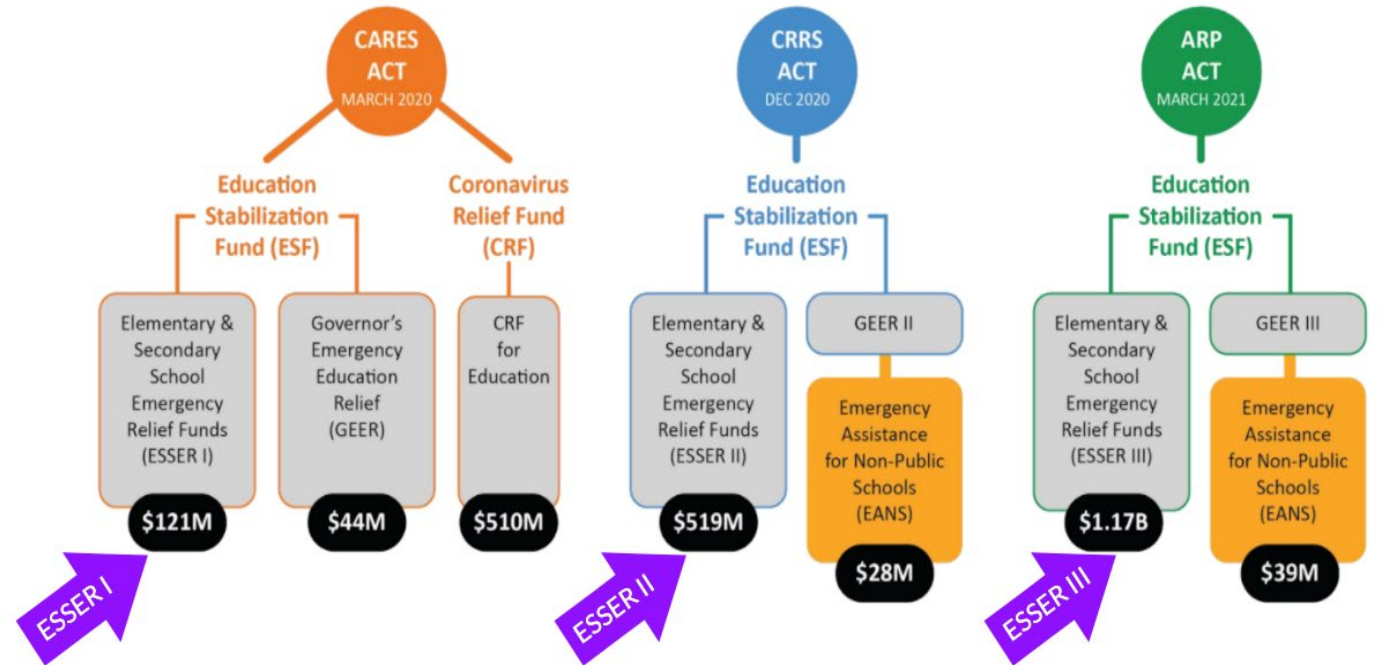
On the Ballot

- **Proposition 119- Learning Enrichment and Academic Progress Program (LEAP)**
 - Increases the tax on retail marijuana sales and diverts money from the Permanent Fund.
 - Creates a newly appointed board- not part of K-12 or CDE

On the Ballot

- Proposition 120- Property Tax Assessment Rate Reduction (to 6.5%)
 - In original form would have had a \$1.03B impact. Legislature passed SB21-293 to avert this impact.

Money Matters: Tell Your Story Adams 12



How much ESSER funding went to Adams 12 and how is it being used?

ESSER I (CARES Act)	ESSER II (CRRS Act)	ESSER III (ARP Act)
\$3,593,875 Addressed immediate crisis	\$14,674,472 Stability & managing the health crisis	\$32,793,281 Recovery and Acceleration
<ul style="list-style-type: none"> Community engagement Staff Stipends Software subscriptions for on-line learning 		

10/08/2021

QUESTIONS & STAY CONNECTED

Tracie Rainey

T.Rainey@cosfp.org

303-860-9136

Stay connected

<https://cosfp.org/>

@COSFP

Colorado School Finance Project - Facebook